


2026




NEW PRODUCT
YENİ ÜRÜNLER






62 years of experience...
62 yıllık tecrübe...



NEW PRODUCT
YENİ ÜRÜNLER



SK TYPE COLLET CHUCKS - COLLETS - LOCKNUTS - SPANNERS 7-11
SK Hassas Pens Başlıkları - Pensler - Somunlar - Anahtarlar



L200mm ER COLLET CHUCKS 12-13
L200mm ER Pens Başlıkları



OZ DIN6388 COLLET CHUCKS 14-15
OZ DIN6388 Pens Başlıkları



FACE MILL ADAPTORS 16-19
ALINDAN SIKMALI FREZE TUTUCULAR

COMBI SHELL MILL ADAPTORS
KOMBİNE FREZE TUTUCULAR

20-21



HSK TOOLHODERS
HSK Takım Tutucular

22-28



STRAIGHT SHANK COLLET CHUCKS
Silindirik Saplı Pens Tutucuları

29-32



STRAIGHT SHANK ER COLLET HOLDER SETS
SİLİNDİRİK SAPLI ER PENS TUTUCU SETLERİ

33-36





ER&OZ COLLET SETS WITH CHUCKS
BAŞLIKLİ ER ve OZ PENS TAKIMLARI

37-40



DOUBLE CONTACT TOOLHOLDERS
ÇİFT TEMAS YÜZEYLİ ISITMALI TUTUCU

41-42



TOOLHOLDER MACHINEABLE BLANKS
İşlenebilir Taslak Takım Tutucular (HAMBLOK)

43-44



TAPER REDUCTIONS
Konik Redüksiyon Adaptörler

45-46

MORSE TAPER SHANK TOOLHOLDERS AND ARBORS
Mors Konik Saplı Tutucu ve Kovanlar 47-52



LIVE CENTRES - DRILL CHUCKS - SOLID CENTRES
CYLINDRICAL REDUCTION SLEEVES
Döner Puntalar - Matkap Mandrenleri 53-56
Sabit Puntalar - Silindirik Redüksiyon Kovanlar



GUIDE BUSHES WITH CARBIDE BORE
YATAKLAMA SÜRÜCÜ PENSLER KARBÜR DELİKLİ 57-59



OZ DIN6388 COLLETS
OZ DIN6388 Pensler 60-61





DIN 6343 EMERGENCY COLLETS
DIN 6343 Yumuşak İşlenebilir Pensler
DIN 6343 ADJUSTABLE COLLET STOPS
DIN 6343 Ayarlı Pens Dayamaları

62-63



TOOLHOLDER ACCESSORIES
TUTUCU AKSESUARLARI

















64-71







SK TOOLHOLDERS & COLLETS & LOCKNUTS & SPANNERS
SK Takım Tutucular & Pensler & Anahtarlar & Somunlar










JIS B 6339 (MAS403 BT) AD Balanced G2.5

	CODE / KOD BT30	L	D	Collet Type Ø Clamping Range Pens Tipi Ø Sıkma Aralığı	EURO
	BT30 SK06 90 	90	19.5	SK06 Ø1-6mm	37.00
	BT30 SK10 90 	90	27	SK10 Ø2-10mm	37.00



	CODE / KOD BT40	L	D	Collet Type Ø Clamping Range Pens Tipi Ø Sıkma Aralığı	EURO
	BT40 SK06 90 	90	19.5	SK06 Ø1-6mm	37.00
	BT40 SK10 90 	90	27	SK10 Ø2-10mm	37.00
	BT40 SK10 120 	120	27	SK10 Ø2-10mm	44.00
	BT40 SK13 90 	90	35	SK13 Ø2-13mm	37.00
	BT40 SK13 120 	120	35	SK13 Ø2-13mm	44.00
	BT40 SK16 90 	90	40	SK16 Ø2-16mm	37.00
	BT40 SK16 120 	120	40	SK16 Ø2-16mm	44.00
	BT40 SK20 120 	120	48	SK20 Ø2-20mm	44.00

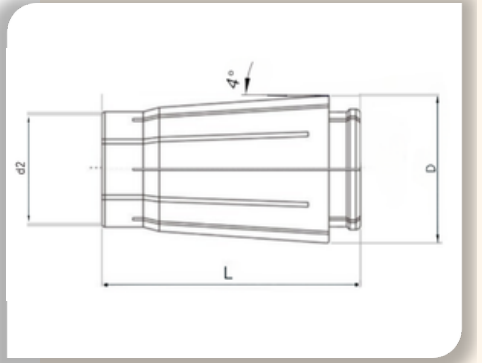
	CODE / KOD BT50	L	D	Collet Type Ø Clamping Range Pens Tipi Ø Sıkma Aralığı	EURO
	BT50 SK16 120 	120	40	SK16 Ø2-16mm	75.00
	BT50 SK20 120 	120	48	SK20 Ø2-20mm	75.00

DIN 69871 (ISO7388 - 1) AD Balanced G2.5










	CODE / KOD DIN40	L	D	Collet Type Ø Clamping Range Pens Tipi Ø Sıkma Aralığı	EURO
	DIN40 SK10 90 	90	27	SK10 Ø2-10mm	37.00
	DIN40 SK10 120 	120	27	SK10 Ø2-10mm	44.00
	DIN40 SK16 90 	90	40	SK16 Ø2-16mm	37.00
	DIN40 SK16 120 	120	40	SK16 Ø2-16mm	44.00

JIS B 6339 (MAS403 BT) AD Balanced G2.5

	CODE / KOD SK06		Clamping Dia Sıkma Çapı Ø mm	EURO
	SK06010T	NEW	1.0 - 0.8	11.00
	SK06015T	NEW	1.5 - 1.3	11.00
	SK06020T	NEW	2.0 - 1.8	9.00
	SK06025T	NEW	2.5 - 2.3	9.00
	SK06030T	NEW	3.0 - 2.8	7.50
	SK06035T	NEW	3.5 - 3.0	7.50
	SK06040T	NEW	4.0 - 3.5	7.50
	SK06045T	NEW	4.5 - 4.0	7.50
	SK06050T	NEW	5.0 - 4.5	7.50
	SK06055T	NEW	5.5 - 5.0	7.50
	SK06060T	NEW	6.0 - 5.5	7.50















JIS B 6339 (MAS403 BT) AD Balanced G2.5

	CODE / KOD SK10		Clamping Dia Sıkma Çapı Ø mm	EURO
	SK10020T	NEW	2.0 - 1.8	9.00
	SK10030T	NEW	3.0 - 2.8	7.50
	SK10040T	NEW	4.0 - 3.5	7.50
	SK10050T	NEW	5.0 - 4.5	7.50
	SK10060T	NEW	6.0 - 5.5	7.50
	SK10070T	NEW	7.0 - 6.5	7.50
	SK10080T	NEW	8.0 - 7.5	7.50
	SK10090T	NEW	9.0 - 8.5	7.50
	SK10100T	NEW	10.0 - 9.5	7.50

SK06	
D	8.9mm
d2	7.5mm
L	25mm

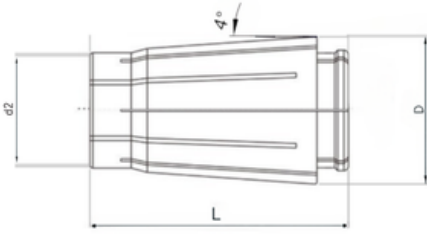
JIS B 6339 (MAS403 BT) AD Balanced G2.5

	CODE / KOD SK13		Clamping Dia Sıkma Çapı Ø mm	EURO
	SK13020T	NEW	2.0 - 1.8	9.00
	SK13030T	NEW	3.0 - 2.8	7.50
	SK13040T	NEW	4.0 - 3.5	7.50
	SK13050T	NEW	5.0 - 4.5	7.50
	SK13060T	NEW	6.0 - 5.5	7.50
	SK13070T	NEW	7.0 - 6.5	7.50
	SK13080T	NEW	8.0 - 7.5	7.50
	SK13090T	NEW	9.0 - 8.5	7.50
	SK13100T	NEW	10.0 - 9.5	7.50
	SK13110T	NEW	11.0 - 10.5	7.50
	SK13120T	NEW	12.0 - 11.5	7.50
	SK13130T	NEW	13.0 - 12.5	7.50

SK10	
D	13.7mm
d2	12mm
L	25mm















SK13	
D	18.5mm
d2	17mm
L	39mm

JIS B 6339 (MAS403 BT) AD Balanced G2.5






















SK16	
D	21.3mm
d2	18.8mm
L	45mm

SK20	
D	26.5mm
d2	24mm
L	50mm

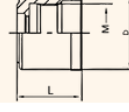
	CODE / KOD SK16	Clamping Dia Sıkma Çapı Ø mm	EURO
	SK16020T	2.0 - 1.8	10.00
	SK16030T	3.0 - 2.8	8.50
	SK16040T	4.0 - 3.5	8.50
	SK16050T	5.0 - 4.5	8.50
	SK16060T	6.0 - 5.5	8.50
	SK16070T	7.0 - 6.5	8.50
	SK16080T	8.0 - 7.5	8.50
	SK16090T	9.0 - 8.5	8.50
	SK16100T	10.0 - 9.5	8.50
	SK16110T	11.0 - 10.5	8.50
	SK16120T	12.0 - 11.5	8.50
	SK16130T	13.0 - 12.5	8.50
	SK16140T	14.0 - 13.5	8.50
	SK16150T	15.0 - 14.5	8.50
	SK16160T	16.0 - 15.5	8.50






JIS B 6339 (MAS403 BT) AD Balanced G2.5

	CODE / KOD SK20	Clamping Dia Sıkma Çapı Ø mm	EURO
	SK20020T	2.0 - 1.8	11.00
	SK20030T	3.0 - 2.8	9.50
	SK20040T	4.0 - 3.5	9.50
	SK20050T	5.0 - 4.5	9.50
	SK20060T	6.0 - 5.5	9.50
	SK20070T	7.0 - 6.5	9.50
	SK20080T	8.0 - 7.5	9.50
	SK20090T	9.0 - 8.5	9.50
	SK20100T	10.0 - 9.5	9.50
	SK20110T	11.0 - 10.5	9.50
	SK20120T	12.0 - 11.5	9.50
	SK20130T	13.0 - 12.5	9.50
	SK20140T	14.0 - 13.5	9.50
	SK20150T	15.0 - 14.5	9.50
	SK20160T	16.0 - 15.5	9.50
	SK20170T	17.0 - 16.5	9.50
	SK20180T	18.0 - 17.5	9.50
	SK20190T	19.0 - 18.5	9.50
	SK20200T	20.0 - 19.5	9.50

LOCKNUTS FOR SK COLLET CHUCKS

SK Pens Başlıkları için Somunlar



	CODE / KOD	SK SIZE / SK Ölçüsü	D	L	M	EURO
	NSK06	NEW SK06	19.50	21	M15X1	7.50
	NSK10	NEW SK10	27	24	M22X1	7.50
	NSK13	NEW SK13	33	27	M27X1	7.50
	NSK16	NEW SK16	40	31	M32X1.5	8.50
	NSK20	NEW SK20	48	30	M40X1	10.00



SPANNERS FOR SK COLLETS CHUCKS

SK Pens Başlıkları için Anahtarlar











	CODE / KOD	SK SIZE / SK Ölçüsü	Ø D	EURO
	SPSK06	NEW SK06	Ø19.5	24.00
	SPSK10	NEW SK10	Ø27	26.00
	SPSK13	NEW SK13	Ø33	28.00
	SPSK16	NEW SK16	Ø40	30.00
	SPSK20	NEW SK20	Ø48	36.00













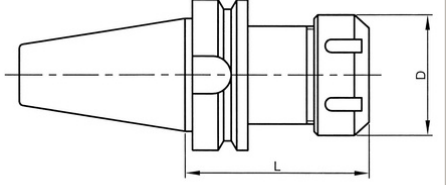
L200mm ER COLLET CHUCKS
L200mm ER Pens Başlıkları

JIS B 6339 (MAS403 BT) AD&B Balanced G2.5









	CODE / KOD BT40	L	D	Collet Type and Ø Clamping Range Pens Tipi ve Ø Sıkma Aralığı	EURO
	BT40 ER16 200 	200	28	ER16 Ø1-12.7mm(1/2")	72.00
	BT40 ER25 200 	200	42	ER25 Ø1-20mm	72.00
	BT40 ER32 200 	200	50	ER32 Ø1-25mm	72.00
	BT40 ER40 200 	200	63	ER40 Ø1-32mm	75.00











	CODE / KOD BT50	L	D	Collet Type and Ø Clamping Range Pens Tipi ve Ø Sıkma Aralığı	EURO
	BT50 ER16 200 	200	28	ER16 Ø1-12.7mm(1/2")	96.00
	BT50 ER25 200 	200	42	ER25 Ø1-20mm	96.00
	BT50 ER32 200 	200	50	ER32 Ø1-25mm	96.00
	BT50 ER40 200 	200	63	ER40 Ø1-32mm	100.00

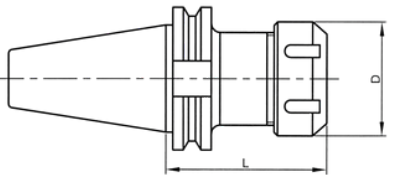


DIN 69871 (ISO7388-1) AD&B Balanced G2.5

	CODE / KOD DIN40	L	D	Collet Type and Ø Clamping Range Pens Tipi ve Ø Sıkma Aralığı	EURO
	DIN40 ER16 200 	200	28	ER16 Ø1-12.7mm(1/2")	72.00
	DIN40 ER25 200 	200	42	ER25 Ø1-20mm	72.00
	DIN40 ER32 200 	200	50	ER32 Ø1-25mm	72.00
	DIN40 ER40 200 	200	63	ER40 Ø1-32mm	75.00






	CODE / KOD DIN50	L	D	Collet Type and Ø Clamping Range Pens Tipi ve Ø Sıkma Aralığı	EURO
	DIN50 ER16 200 	200	28	ER16 Ø1-12.7mm(1/2")	96.00
	DIN50 ER25 200 	200	42	ER25 Ø1-20mm	96.00
	DIN50 ER32 200 	200	50	ER32 Ø1-25mm	96.00
	DIN50 ER40 200 	200	63	ER40 Ø1-32mm	100.00

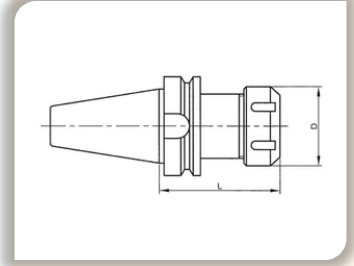







OZ DIN6388 COLLET CHUCKS
OZ DIN6388 Pens Bařlıkları

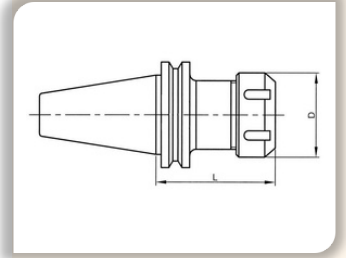
OZ DIN6388 COLLET CHUCKS
OZ DIN6388 Pens Başlıkları

	CODE / KOD BT	L	D	Collet Type and Ø Clamping Range Pens Tipi ve Ø Sıkma Aralığı	EURO
	BT40 OZ25	70	60	OZ25 Ø2-30mm	42.00
	BT40 OZ32	80	72	OZ32 Ø4-32mm	54.00
	BT50 OZ32	100	72	OZ32 Ø4-32mm	73.00






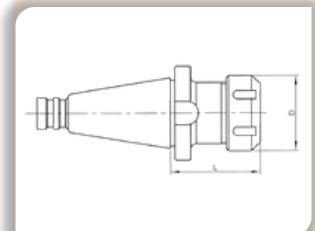
DIN 69871 (ISO7388-1) OZ DIN6388 COLLET CHUCK
PENS BAŞLIĞI OZ DIN6388

	CODE / KOD DIN	L	D	Collet Type and Ø Clamping Range Pens Tipi ve Ø Sıkma Aralığı	EURO
	DIN40 OZ25	70	60	OZ25 Ø2-30mm	42.00
	DIN40 OZ32	80	72	OZ32 Ø4-32mm	54.00



DIN 2080 ISO DIN6388 (OZ) COLLET CHUCK
PENS BAŞLIĞI




	CODE / KOD ISO	L	D	Collet Type and Ø Clamping Range Pens Tipi ve Ø Sıkma Aralığı	EURO
	ISO40 OZ25	70	60	OZ25 Ø2-30mm	42.00
	ISO40 OZ32	80	72	OZ32 Ø4-32mm	54.00
	ISO50 OZ32	80	72	OZ32 Ø4-32mm	73.00

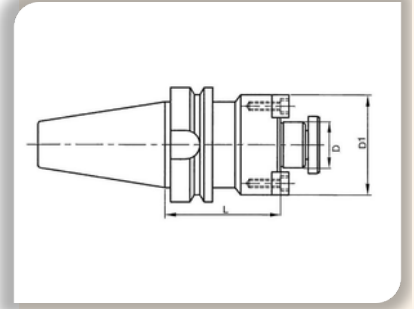


























**FACE MILL ADAPTORS
ALINDAN SIKMALI FREZE TUTUCULAR**

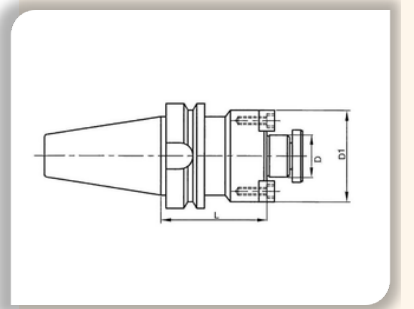
JIS B 6339 (MAS403 BT30) AD&B Balanced G6.3

	CODE / KOD BT30	D	D1	L	EURO
	BT30 FM16	16	38	40	31.00
	BT30 FM22	22	48	40	31.00
	BT30 FM27	27	58	40	31.00
	BT30 FM32	32	78	50	33.00

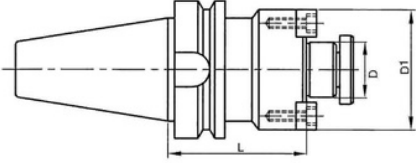




















JIS B 6339 (MAS403 BT40) AD&B Balanced G6.3

	CODE / KOD BT40	D	D1	L	EURO
	BT40 FM16	16	38	40	31.00
	BT40 FM16 100	16	38	100	41.00
	BT40 FM16 160	16	38	160	62.00
	BT40 FM16 200 	16	38	200	82.00
	BT40 FM22	22	48	45	31.00
	BT40 FM22 100	22	48	100	41.00
	BT40 FM22 160	22	48	160	62.00
	BT40 FM22 200 	22	48	200	82.00
	BT40 FM27	27	58	45	32.00
	BT40 FM27 100	27	58	100	42.00
	BT40 FM27 160	27	58	160	63.00
	BT40 FM27 200 	27	58	200	83.00
	BT40 FM32	32	78	50	34.00
	BT40 FM32 100	32	78	100	44.00
	BT40 FM32 160	32	78	160	65.00
	BT40 FM40	40	88	55	37.00
	BT40 FM40 100	40	88	100	47.00
	BT40 FM40 160 	40	88	160	68.00

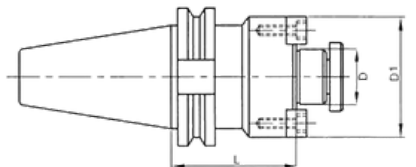


JIS B 6339 (MAS403 BT50) AD&B Balanced G6.3


















	CODE / KOD BT50	D	D1	L	EURO
	BT50 FM16	16	38	55	55.00
	BT50 FM16 100	16	38	100	65.00
	BT50 FM16 160	16	38	160	85.00
	BT50 FM22	22	48	55	55.00
	BT50 FM22 100	22	48	100	65.00
	BT50 FM22 160	22	48	160	85.00
	BT50 FM22 200	22	48	200	104.00
	BT50 FM27	27	58	55	56.00
	BT50 FM27 100	27	58	100	66.00
	BT50 FM27 160	27	58	160	86.00
	BT50 FM27 200	27	58	200	105.00
	BT50 FM32	32	78	55	58.00
	BT50 FM32 100	32	78	100	68.00
	BT50 FM32 160	32	78	160	88.00
	BT50 FM32 200	32	78	200	107.00
	BT50 FM40	40	88	55	60.00
	BT50 FM40 100	40	88	100	70.00
	BT50 FM40 160	40	88	160	90.00

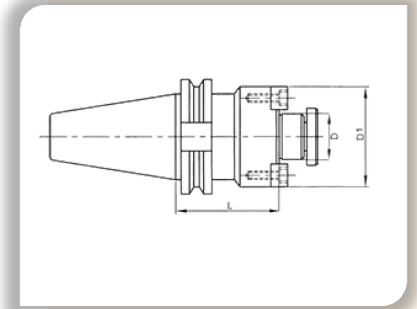
DIN30 69871 (ISO7388-1) AD&B Balanced G6.3





























	CODE / KOD DIN30	D	D1	L	EURO
	DIN30 FM16	16	38	40	31.00
	DIN30 FM22	22	48	40	31.00
	DIN30 FM27	27	58	40	31.00
	DIN30 FM32	32	78	50	33.00

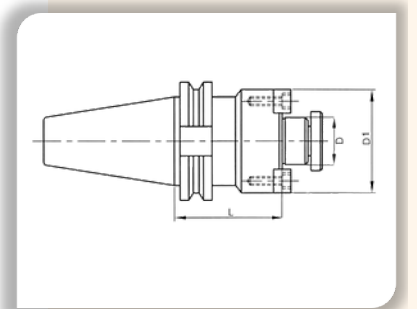
DIN40 69871 (ISO7388-1) AD&B Balanced G6.3

	CODE / KOD DIN40	D	D1	L	EURO
	DIN40 FM16	16	38	35	31.00
	DIN40 FM16 100	16	38	100	41.00
	DIN40 FM16 160	16	38	160	62.00
	DIN40 FM16 200 	16	38	200	82.00
	DIN40 FM22	22	48	35	31.00
	DIN40 FM22 100	22	48	100	41.00
	DIN40 FM22 160	22	48	160	62.00
	DIN40 FM22 200 	22	48	200	82.00
	DIN40 FM27	27	58	40	32.00
	DIN40 FM27 100	27	58	100	42.00
	DIN40 FM27 160	27	58	160	63.00
	DIN40 FM27 200 	27	58	200	83.00
	DIN40 FM32	32	78	50	34.00
	DIN40 FM32 100	32	78	100	44.00
	DIN40 FM32 160	32	78	160	65.00
	DIN40 FM40	40	88	50	37.00
	DIN40 FM40 100	40	88	100	47.00
	DIN40 FM40 160 	40	88	160	68.00



DIN50 69871 (ISO7388-1) AD&B Balanced G6.3





	CODE / KOD DIN50	D	D1	L	EURO
	DIN50 FM16	16	38	45	55.00
	DIN50 FM16 100	16	38	100	65.00
	DIN50 FM16 160 	16	38	160	85.00
	DIN50 FM22	22	48	45	55.00
	DIN50 FM22 100	22	48	100	65.00
	DIN50 FM22 160 	22	48	160	85.00
	DIN50 FM22 200 	22	48	200	104.00
	DIN50 FM27	27	58	45	56.00
	DIN50 FM27 100	27	58	100	66.00
	DIN50 FM27 160 	27	58	160	86.00
	DIN50 FM27 200 	27	58	200	105.00
	DIN50 FM32	32	78	55	58.00
	DIN50 FM32 100	32	78	100	68.00
	DIN50 FM32 160 	32	78	160	88.00
	DIN50 FM32 200 	32	78	200	107.00
	DIN50 FM40	40	88	55	60.00
	DIN50 FM40 100	40	88	100	70.00
	DIN50 FM40 160 	40	88	160	90.00













**COMBI SHELL MILL ADAPTORS
KOMBİNE FREZE TUTUCULAR**

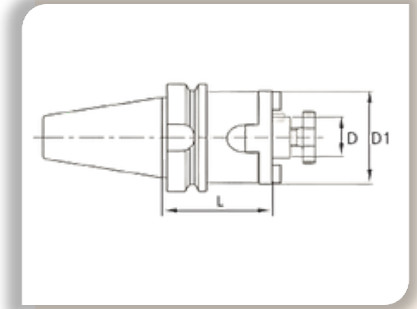
JIS B 6339 (MAS403 BT40) AD&B Balanced G6.3

	CODE / KOD BT40	D	D1	L	EURO
	BT40 CM16	16	32	55	35.00
	BT40 CM22	22	40	55	35.00
	BT40 CM27	27	48	55	36.00
	BT40 CM32	32	58	60	38.00
	BT40 CM40	40	70	60	41.00








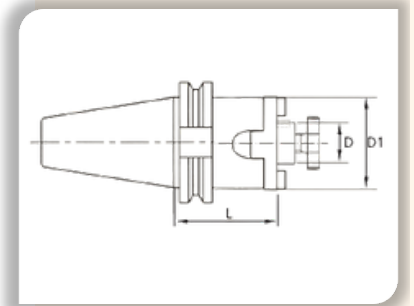
JIS B 6339 (MAS403 BT50) AD&B Balanced G6.3

	CODE / KOD BT50	D	D1	L	EURO
	BT50 CM22 	22	40	70	60.00
	BT50 CM27 	27	48	70	61.00
	BT50 CM32 	32	58	70	63.00
	BT50 CM40 	40	70	70	65.00



DIN40 69871 (ISO7388-1) AD&B Balanced G6.3




	CODE / KOD DIN40	D	D1	L	EURO
	DIN40 CM16	16	32	55	35.00
	DIN40 CM22	22	40	55	35.00
	DIN40 CM27	27	48	55	36.00
	DIN40 CM32	32	58	60	38.00
	DIN40 CM40	40	70	60	41.00















HSK DIN69893 / ISO 12164 TOOLHOLDERS
HSK DIN69893 / ISO 12164 TAKIM TUTUCULAR

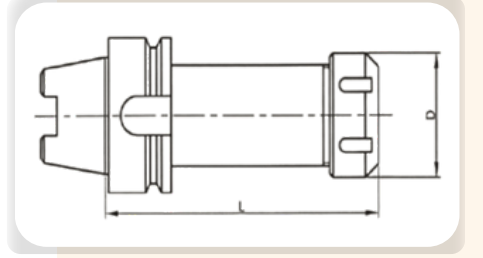
HSK50A ER COLLET CHUCKS G2.5 Balanced

	CODE / KOD HSK50A	L	D	Collet Type and Ø Clamping Range Pens Tipi ve Ø Sıkma Aralığı	EURO
	HSK50A ER16	100	28	ER16 Ø1-12.7mm(1/2")	60.00
	HSK50A ER25	100	42	ER25 Ø1-20mm	60.00
	HSK50A ER32	100	50	ER32 Ø1-25mm	60.00





HSK63A ER COLLET CHUCKS G2.5 Balanced







	CODE / KOD HSK63A	L	D	Collet Type and Ø Clamping Range Pens Tipi ve Ø Sıkma Aralığı	EURO
	HSK63A ER16	100	28	ER16 Ø1-12.7mm(1/2")	60.00
	HSK63A ER16 160 	160	28	ER16 Ø1-12.7mm(1/2")	85.00
	HSK63A ER25	100	42	ER25 Ø1-20mm	60.00
	HSK63A ER25 160 	160	42	ER25 Ø1-20mm	85.00
	HSK63A ER32	100	50	ER32 Ø1-25mm	60.00
	HSK63A ER32 160 	160	50	ER32 Ø1-25mm	85.00
	HSK63A ER40	100	63	ER40 Ø1-32mm	63.00











HSK63E ER COLLET CHUCKS G2.5 Balanced

	CODE / KOD HSK63E	L	D	Collet Type and Ø Clamping Range Pens Tipi ve Ø Sıkma Aralığı	EURO
	HSK63E ER32 	100	50	ER32 Ø1-25mm	60.00

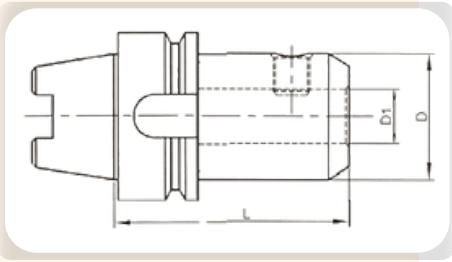
HSK63F ER COLLET CHUCKS G2.5 Balanced










	CODE / KOD HSK63F	L	D	Collet Type and Ø Clamping Range Pens Tipi ve Ø Sıkma Aralığı	EURO
	HSK63F ER25 	70	42	ER25 Ø1-20mm	38.00
	HSK63F ER32 	75	50	ER32 Ø1-25mm	40.00
	HSK63F ER40 	75	63	ER40 Ø1-32mm	42.00

HSK100A ER COLLET CHUCKS G2.5 Balanced






	CODE / KOD HSK100A	L	D	Collet Type and Ø Clamping Range Pens Tipi ve Ø Sıkma Aralığı	EURO
	HSK100A ER16 100 	100	28	ER16 Ø1-12.7mm(1/2")	94.00
	HSK100A ER25 100 	100	42	ER25 Ø1-20mm	94.00
	HSK100A ER32 100 	100	50	ER32 Ø1-25mm	90.00
	HSK100A ER40 100 	100	63	ER40 Ø1-32mm	94.00

HSK63A WELDON CHUCK G2.5 Balanced
HSK63A Weldon Tutucular G2.5









	CODE / KOD HSK63A	D1	D	L	EURO
	HSK63A W06	6	25	65	59.00
	HSK63A W08	8	28	65	59.00
	HSK63A W10	10	35	65	59.00
	HSK63A W12	12	42	80	59.00
	HSK63A W16	16	48	80	59.00
	HSK63A W20	20	52	80	59.00
	HSK63A W25	25	65	110	65.00
	HSK63A W32	32	72	110	72.00
	HSK63A W40	40	72	125	90.00

HSK100A WELDON CHUCK G2.5 Balanced
HSK100A Weldon Tutucular G2.5





	CODE / KOD HSK100A	D1	D	L	EURO
	HSK100A W16 100L	16	48	100	98.00
	HSK100A W20 100L	20	52	100	98.00
	HSK100A W25 110L	25	57	110	105.00
	HSK100A W32 110L	32	63	110	112.00
	HSK100A W40 120L	40	72	120	129.00

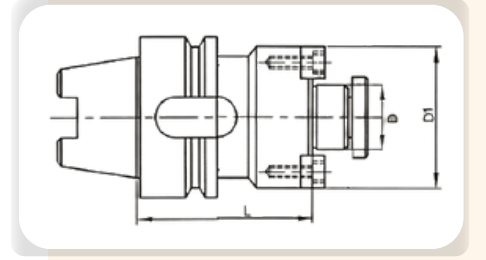
HSK63A FACE MILL HOLDERS
HSK63A Alın Sıkmalı Freze Tutucular

	CODE / KOD HSK63A	D1	D	L	EURO
	HSK63A FM16	16	38	50	69.00
	HSK63A FM22	22	48	50	69.00
	HSK63A FM22 100 NEW	22	48	100	69.00
	HSK63A FM27	27	58	60	70.00
	HSK63A FM32	32	78	60	73.00
	HSK63A FM40	40	88	60	76.00






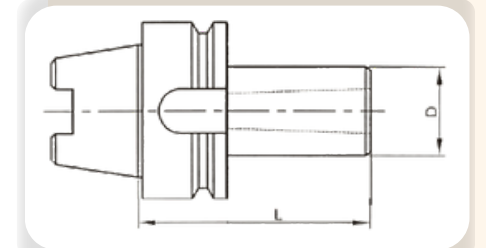
HSK100A FACE MILL HOLDERS
HSK100A Alın Sıkmalı Freze Tutucular

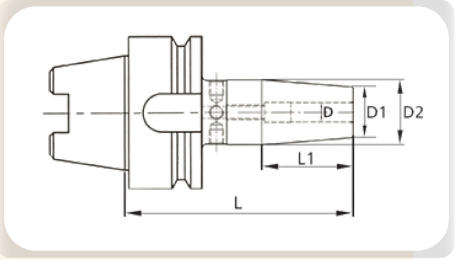
	CODE / KOD HSK100A	D1	D	L	EURO
	HSK100A FM22 NEW	22	48	100	112.00
	HSK100A FM27 NEW	27	58	100	114.00
	HSK100A FM32 NEW	32	78	100	119.00
	HSK100A FM40 NEW	40	88	100	129.00











HSK MORSE TAPER ADAPTORS
Mors Konik Tutucusu

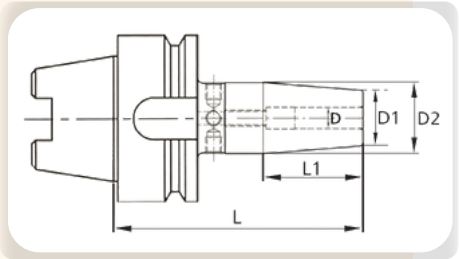
	CODE / KOD HSK63A	D1	D	L	EURO
	HSK63A MT2	2	32	120	67.00
	HSK63A MT3	3	40	140	69.00
	HSK63A MT4	4	48	160	74.00













	CODE / KOD HSK63A	D	D1	D2	L	L1	EURO
	HSK63A SF04 80	4	15	20	80	-	102.00
	HSK63A SF06 80	6	21	27	80	36	92.00
	HSK63A SF08 80	8	21	27	80	36	92.00
	HSK63A SF10 85	10	24	32	85	42	92.00
	HSK63A SF12 90	12	24	32	90	47	92.00
	HSK63A SF16 95	16	27	34	95	50	92.00
	HSK63A SF20 100	20	33	42	100	52	92.00
	HSK63A SF25 115	25	44	53	115	58	95.00

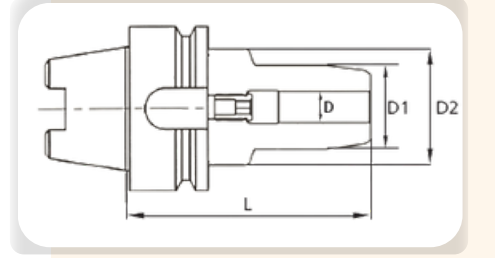
HSK SHRINK FIT TOOLHOLDERS LONG
HSK Isıtmalı Tutucular Uzun Tip





	CODE / KOD HSK63A	D	D1	D2	L	L1	EURO
	HSK63A SF04 160	4	15	25	160	-	145.00
	HSK63A SF06 160	6	21	32	160	36	135.00
	HSK63A SF08 160	8	21	32	160	36	135.00
	HSK63A SF10 160	10	24	34	160	42	135.00
	HSK63A SF12 160	12	24	34	160	47	135.00

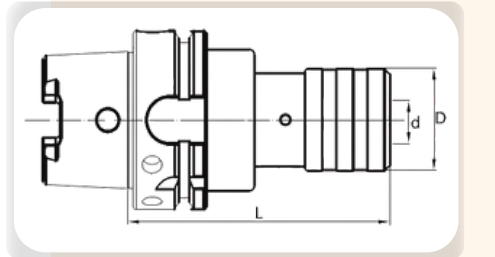
HSK HYDRAULIC CHUCKS BALANCED G2.5 HSK Hidrolik Tutucular

	CODE / KOD HSK63A	D	D1	D2	L	EURO
	HSK63A HY06 80	6	26	50	80	160.00
	HSK63A HY08 80	8	28	50	80	160.00
	HSK63A HY10 85	10	30	50	85	160.00
	HSK63A HY12 90	12	32	50	90	150.00
	HSK63A HY16 95	16	38	50	95	160.00
	HSK63A HY20 100	20	42	50	100	160.00
	HSK63A HY25 105	25	50	50	105	170.00
	HSK63A HY32 125	32	60	-	125	180.00





HSK TAPPING CHUCKS HSK Kılavuz Çekme Başlıkları

	CODE / KOD HSK63A	M	d	D	L	EURO
	HSK63A TC1	M3 - M14	19	36	94	145.00
	HSK63A TC2	M5 - M24	31	53	135	160.00







HSK COOLANT TUBE
HSK Soğutucu Borusu

	CODE / KOD HSK	SUITABLE HOLDER / UYGUN TUTUCULAR	EURO
	CTHSK63	HSK63	6.70
	CTHSK100	HSK100	9.00




HSK SPANNER FOR COOLANT TUBE
HSK Soğutucu Borusu Anahtarı






	CODE / KOD HSK	SUITABLE HOLDER / UYGUN TUTUCULAR	EURO
	SPHSK63	HSK63A	14.50
	SPHSK100	HSK100A	18.50




STRAIGHT SHANK COLLET CHUCKS
Silindirik Saplı Pens Tutucuları










ER8




	CODE / KOD ER	D	D1	L	Collet type and Ø clamping range Pens tipi ve Ø sıkma aralığı	EURO
	ER0808085M	8	12	85	ER8 Ø1-5.5mm	25.00
	ER0810095M	10	12	95	ER8 Ø1-5.5mm	25.00
	ER0810200M <small>NEW</small>	10	12	200	ER8 Ø1-5.5mm	48.00
	ER0812095M	12	12	95	ER8 Ø1-5.5mm	25.00
	ER0812140M	12	12	140	ER8 Ø1-5.5mm	35.00













ER11

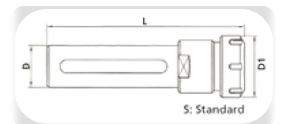
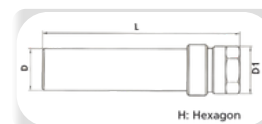
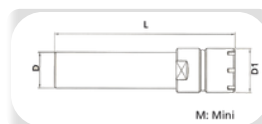


	CODE / KOD ER	D	D1	L	Collet type and Ø clamping range Pens tipi ve Ø sıkma aralığı	EURO
	ER1112100M	12	16	100	ER11 Ø1-8mm	24.00
	ER1112100H <small>NEW</small>	12	19	100	ER11 Ø1-8mm	24.00
	ER1116070H <small>NEW</small>	16	19	70	ER11 Ø1-8mm	24.00
	ER1116085M <small>NEW</small>	16	16	85	ER11 Ø1-8mm	24.00
	ER1116115M	16	16	115	ER11 Ø1-8mm	24.00
	ER1116165M	16	16	165	ER11 Ø1-8mm	34.00
	ER1116115H	16	19	115	ER11 Ø1-8mm	24.00
	ER1116170H <small>NEW</small>	16	19	170	ER11 Ø1-8mm	46.00
	ER11127178M	12.7 (1/2" inch)	16	178 (7" inch)	ER11 Ø1-8mm	46.00













ER16



	CODE / KOD ER	D	D1	L	Collet type and Ø clamping range Pens tipi ve Ø sıkma aralığı	EURO
	ER1612120M <small>NEW</small>	12	22	120	ER16 Ø1-12mm	28.00
	ER1616090M	16	22	90	ER16 Ø1-12mm	24.00
	ER1616180H <small>NEW</small>	16	28	180	ER16 Ø1-12mm	42.00
	ER1620080H <small>NEW</small>	20	28	80	ER16 Ø1-12mm	24.00
	ER1620100M <small>NEW</small>	20	22	100	ER16 Ø1-12mm	24.00
	ER1620130M	20	22	130	ER16 Ø1-12mm	24.00
	ER1620180H <small>NEW</small>	20	28	180	ER16 Ø1-12mm	34.00
	ER1620200M	20	22	200	ER16 Ø1-12mm	34.00
	ER1620130H	20	28	130	ER16 Ø1-12mm	24.00
	ER1620130S	20	32	130	ER16 Ø1-12mm	24.00
	ER1619178M	19.05 (3/4" inch)	22	178 (7" inch)	ER16 Ø1-12mm	42.00
	ER1622130M	22	22	130	ER16 Ø1-12.7mm	29.00












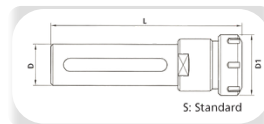
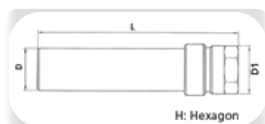
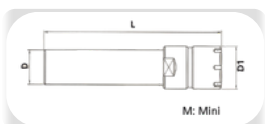

ER20

	CODE / KOD ER	D	D1	L	Collet type and Ø clamping range Pens tipi ve Ø sıkma aralığı	EURO
	ER2020090H NEW	20	34	90	ER20 Ø2-16mm	25.00
	ER2020140M	20	28	140	ER20 Ø2-16mm	25.00
	ER2020140H	20	34	140	ER20 Ø2-16mm	25.00
	ER2020140S	20	35	140	ER20 Ø2-16mm	25.00
	ER2020165H NEW	20	34	165	ER20 Ø2-16mm	35.00
	ER2020200H NEW	20	34	200	ER20 Ø2-16mm	42.00
	ER2022140M	22	28	140	ER20 Ø2-16mm	29.00
	ER2025110H	25	34	110	ER20 Ø2-16mm	25.00
	ER2025110S	25	35	110	ER20 Ø2-16mm	25.00
	ER2025140H NEW	25	34	140	ER20 Ø2-16mm	28.00
	ER2025200M	25	28	200	ER20 Ø2-16mm	35.00
	ER20254178H	25.4 (1" inch)	34	178 (7" inch)	ER20 Ø2-16mm	42.00













ER25

	CODE / KOD ER	D	D1	L	Collet type and Ø clamping range Pens tipi ve Ø sıkma aralığı	EURO
	ER2520100S NEW	20	42	100	ER25 Ø1-20mm	26.00
	ER2520145M	20	35	145	ER25 Ø1-20mm	26.00
	ER2520145S NEW	20	42	145	ER25 Ø1-20mm	26.00
	ER2525145M	25	35	145	ER25 Ø1-20mm	26.00
	ER2525145S NEW	25	42	145	ER25 Ø1-20mm	26.00
	ER2525200M	25	35	200	ER25 Ø1-20mm	36.00
	ER2532110S	32	42	110	ER25 Ø1-20mm	26.00
	ER25254200M	25.4 (1" inch)	35	200	ER25 Ø1-20mm	36.00
	ER25254190M	25.4 (1" inch)	35	190 (7-1/2" inch)	ER25 Ø1-20mm	42.00











ER32



	CODE / KOD ER	D	D1	L	Collet type and Ø clamping range Pens tipi ve Ø sıkma aralığı	EURO
	ER3220110S NEW	20	50	110	ER32 Ø1-25mm	28.00
	ER3225110S	25	50	110	ER32 Ø1-25mm	26.00
	ER3232110S	32	50	110	ER32 Ø1-25mm	26.00
	ER3232150S NEW	32	50	150	ER32 Ø1-25mm	43.00
	ER3240110S	40	50	110	ER32 Ø1-25mm	28.00
	ER3219152S	19.05 (3/4" inch)	50	152 (6" inch)	ER32 Ø1-25mm	53.00
	ER32254190S	25.4 (1" inch)	50	190 (7-1/2" inch)	ER32 Ø1-25mm	45.00
	ER32318114S	31.75 (1-1/4" inch)	50	114 (4-7/2" inch)	ER32 Ø1-25mm	41.00
	ER32318152S	31.75 (1-1/4" inch)	50	152 (6" inch)	ER32 Ø1-25mm	43.00



ER40

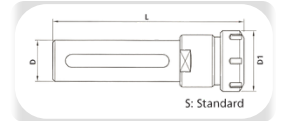
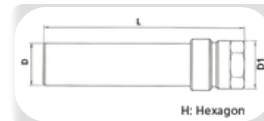
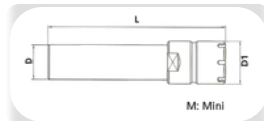


	CODE / KOD ER	D	D1	L	Collet type and Ø clamping range Pens tipi ve Ø sıkma aralığı	EURO
	ER4025110S NEW	25	63	110	ER40 Ø1-32mm	43.00
	ER4032140S	32	63	140	ER40 Ø1-32mm	35.00
	ER4040140S	40	63	140	ER40 Ø1-32mm	36.00
	ER40254114S	25.4 (1" inch)	63	114 (4-1/2" inch)	ER40 Ø1-32mm	52.00
	ER40254178S	25.4 (1" inch)	63	178 (7" inch)	ER40 Ø1-32mm	64.00
	ER40318114S	31.75 (1-1/4" inch)	63	114 (4-1/2" inch)	ER40 Ø1-32mm	51.00
	ER40318165S	31.75 (1-1/4" inch)	63	165 (6-1/2" inch)	ER40 Ø1-32mm	62.00

ER50



	CODE / KOD ER	D	D1	L	Collet type and Ø clamping range Pens tipi ve Ø sıkma aralığı	EURO
	ER5040165S NEW	40	78	165	ER50 Ø6-40mm	88.00
	ER5040175S	40	78	175	ER50 Ø6-40mm	88.00







**STRAIGHT SHANK ER COLLET HOLDER SETS
SİLİNDİRİK SAPLI ER PENS TUTUCU SETLERİ**




SİLİNDİRİK SAPLI ER PENS TUTUCU SETLERİ


	CODE / KOD ER	Content İçeriği	EURO
	ER1116085MS7	7 Ad. ER11 1-7mm CL2 (ER11 Ø1-2-3-4-5-6-7) 1 Ad. Silindirik Saplı Pens Başlığı ER1116085M 1 Ad. SPER11M Mini Anahtar Ahşap Kutuda	87.00
	ER1116115MS7	7 Ad. ER11 1-7mm CL2 (ER11 Ø1-2-3-4-5-6-7) 1 Ad. Silindirik Saplı Pens Başlığı ER1116115M 1 Ad. SPER11M Mini Anahtar Ahşap Kutuda	87.00





	CODE / KOD ER	Content İçeriği	EURO
	ER1620130HS10	10 Ad. ER16 1-10mm CL2 (ER16 Ø1-2-3-4-5-6-7-8-9-10) 1 Ad. Silindirik Saplı Pens Başlığı ER1620130H 1 Ad. ER16 Altıköşe Anahtar Ahşap Kutuda	87.40
	ER1620130MS10	10 Ad. ER16 1-10mm CL2 (ER16 Ø1-2-3-4-5-6-7-8-9-10) 1 Ad. Silindirik Saplı Pens Başlığı ER1620130M 1 Ad. ER16 Mini Anahtar Ahşap Kutuda	89.00



	CODE / KOD ER	Content İçeriği	EURO
	ER2020140HS12	12 Ad. ER20 2-13mm CL2 (ER20 Ø2-3-4-5-6-7-8-9-10-11-12-13) 1 Ad. Silindirik Saplı Pens Başlığı ER2020140H 1 Ad. ER20 Altıköşe Anahtar Ahşap Kutuda	99.90
	ER2020165HS12	12 Ad. ER20 2-13mm CL2 (ER20 Ø2-3-4-5-6-7-8-9-10-11-12-13) 1 Ad. Silindirik Saplı Pens Başlığı ER2020165H 1 Ad. ER20 Altıköşe Anahtar Ahşap Kutuda	110.00
	ER2025110HS12	12 Ad. ER20 2-13mm CL2 (ER20 Ø2-3-4-5-6-7-8-9-10-11-12-13) 1 Ad. Silindirik Saplı Pens Başlığı ER2025110H 1 Ad. ER20 Altıköşe Anahtar Ahşap Kutuda	99.90

SİLİNDİRİK SAPLI ER PENS TUTUCU SETLERİ

	CODE / KOD ER	Content İçeriği	EURO
	ER2520145SS15	15 Ad. ER25 2-16mm CL2 (ER25 Ø2-3-4-5-6-7-8-9-10-11-12-13-14-15-16) 1 Ad. Silindirik Saplı Pens Başlığı ER2520145S 1 Ad. ER25 Standard Anahtar Ahşap Kutuda	124.00
	ER2532110S14	14 Ad. ER25 3-16mm CL2 (ER25 Ø3-4-5-6-7-8-9-10-11-12-13-14-15-16) 1 Ad. Silindirik Saplı Pens Başlığı ER2532110S 1 Ad. ER25 Standard Anahtar Ahşap Kutuda	115.40





	CODE / KOD ER	Content İçeriği	EURO
	ER3232110S14	14 Ad. ER32 3-20mm CL2 (ER32 Ø3-4-5-6-7-8-9-10-11-12-14-16-18-20) 1 Ad. Silindirik Saplı Pens Başlığı ER3232110S 1 Ad. ER32 Standard Anahtar Ahşap Kutuda	120.70
	ER3240110S14	14 Ad. ER32 3-20mm CL2 (ER32 Ø3-4-5-6-7-8-9-10-11-12-14-16-18-20) 1 Ad. Silindirik Saplı Pens Başlığı ER3240110S 1 Ad. ER32 Standard Anahtar Ahşap Kutuda	122.70
	ER3232110S18	18 Ad. ER32 3-20mm CL2 (ER32 Ø3-4-5-6-7-8-9-10-11-12-13-14-15-16-17-18-19-20) 1 Ad. Silindirik Saplı Pens Başlığı ER3232110S 1 Ad. ER32 Standard Anahtar Ahşap Kutuda	139.10
	ER3232150SS18	18 Ad. ER32 3-20mm CL2 (ER32 Ø3-4-5-6-7-8-9-10-11-12-13-14-15-16-17-18-19-20) 1 Ad. Silindirik Saplı Pens Başlığı ER3232150S 1 Ad. ER32 Standard Anahtar Ahşap Kutuda	157.00
	ER3240110S18	18 Ad. ER32 3-20mm CL2 (ER32 Ø3-4-5-6-7-8-9-10-11-12-13-14-15-16-17-18-19-20) 1 Ad. Silindirik Saplı Pens Başlığı ER3240110S 1 Ad. ER32 Standard Anahtar Ahşap Kutuda	141.10
	ER3232110S21	21 Ad. ER32 2-25mm CL2 (ER32 Ø2-3-4-5-6-7-8-9-10-11-12-13-14-15-16-17-18-19-20-22-25) 1 Ad. Silindirik Saplı Pens Başlığı ER3232110S 1 Ad. ER32 Standard Anahtar Ahşap Kutuda	175.00
	ER3240110S21	21 Ad. ER32 2-25mm CL2 (ER32 Ø2-3-4-5-6-7-8-9-10-11-12-13-14-15-16-17-18-19-20-22-25) 1 Ad. Silindirik Saplı Pens Başlığı ER3240110S 1 Ad. ER32 Standard Anahtar Ahşap Kutuda	177.00



SİLİNDİRİK SAPLI ER PENS TUTUCU SETLERİ










	CODE / KOD ER	Content İçeriği	EURO
	ER4032140S23	23 Ad. ER40 4-26mm CL2 (ER40 Ø4-5-6-7-8-9-10-11-12-13-14-15-16-17-18- 19-20-21-22-23-24-25-26) 1 Ad. Silindirik Saplı Pens Başlığı ER4032140S 1 Ad. ER40 C Tipi Anahtar Ahşap Kutuda	203.00
	ER4040140S23	23 Ad. ER40 4-26mm CL2 (ER40 Ø4-5-6-7-8-9-10-11-12-13-14-15-16-17-18- 19-20-21-22-23-24-25-26) 1 Ad. Silindirik Saplı Pens Başlığı ER4040140S 1 Ad. ER40 C Tipi Anahtar Ahşap Kutuda	204.00






**ER&OZ COLLET SETS WITH CHUCKS
BAŞLIKLİ ER ve OZ PENS TAKIMLARI**













	CODE / KOD	Content İçeriği	EURO
	BT30ER16S10	10 Ad. ER16 1-10mm CL2 (ER16 Ø1-2-3-4-5-6-7-8-9-10) 1 Ad. ER16 Pens Başlığı 1 Ad. ER16 Altıköşe Anahtar Ahşap Kutuda	92.40
	BT40ER16S10		91.40
	DIN30ER16S10		92.40
	DIN40ER16S10		91.40
	ISO30ER16S10		92.40
	ISO40ER16S10		91.40
	HSK63ER16S10		123.40













	CODE / KOD	Content İçeriği	EURO
	BT40ER20S12	12 Ad. ER20 2-13mm Class 2 (Ø2-3-4-5-6-7-8-9-10-11-12-13) 1 Ad. ER20 Pens Başlığı 1 Ad. ER20 Altıköşe Anahtar Ahşap Kutuda	102.90
	DIN40ER20S12		102.90
	MT2ER20S12		101.90













	CODE / KOD	Content İçeriği	EURO
	BT30ER32S14	14 Ad. ER32 3-20mm Class 2 (Ø3-4-5-6-7-8-9-10-11-12-14-16-18-20) 1 Ad. ER32 Pens Başlığı 1 Ad. ER32 C Tipi Anahtar Ahşap Kutuda	123.70
	BT40ER32S14		122.70
	DIN30ER32S14		123.70
	DIN40ER32S14		122.70
	ISO30ER32S14		123.70
	ISO40ER32S14		122.70
	MT2ER32S14		122.70
	MT3ER32S14		123.70
	MT4ER32S14		124.70
	HSK63ER32S14		154.70







ER COLLET SET WITH CHUCKS BAŞLIKLİ ER PENS TAKIMLARI

	CODE / KOD	Content İçeriği	EURO
	BT30ER32S18	18 Ad. ER32 3-20mm Class 2 (Ø3-4-5-6-7-8-9-10-11-12-13-14- 15-16-17-18-19-20) 1 Ad. ER32 Pens Başlığı 1 Ad. ER32 C Tipi Anahtar Ahşap Kutuda	142.10
	BT40ER32S18		141.10
	DIN30ER32S18		142.10
	DIN40ER32S18		141.10
	ISO30ER32S18		142.10
	ISO40ER32S18		141.10
	MT2ER32S18		141.10
	MT3ER32S18		142.10
	MT4ER32S18		143.10
	HSK63ER32S18		173.10



	CODE / KOD	Content İçeriği	EURO
	BT30ER32S21	21 Ad. ER32 2-25mm Class 2 (Ø2-3-4-5-6-7-8-9-10-11-12-13-14-15- 16-17-18-19-20-22-25) 1 Ad. ER32 Pens Başlığı 1 Ad. ER32 C Tipi Anahtar Ahşap Kutuda	178.00
	BT40ER32S21		177.00
	DIN30ER32S21		178.00
	DIN40ER32S21		177.00
	ISO30ER32S21		178.00
	ISO40ER32S21		177.00
	MT2ER32S21		177.00
	MT3ER32S21		178.00
	MT4ER32S21		179.00
	HSK63ER32S21		209.00



	CODE / KOD	Content İçeriği	EURO
	BT40ER40S23	23 Ad. ER40 4-26mm Class 2 (Ø4-5-6-7-8-9-10-11-12-13-14-15- 16-17-18-19-20-21-22-23-24-25-26) 1 Ad. ER40 Pens Başlığı 1 Ad. ER40 C Tipi Anahtar Ahşap Kutuda	198.00
	DIN40ER40S23		198.00
	ISO40ER40S23		198.00
	MT3ER40S23		198.00
	MT4ER40S23		199.00
	HSK63ER40S23		231.00





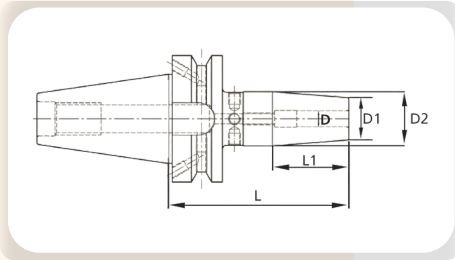
	CODE / KOD	Content İçeriği	EURO
	BT40OZ25ASET7	7 Ad. OZ25 2-25mm Class 2 (Ø6-8-10-12-16-20-25)	135.30
	DIN40OZ25ASET7	1 Ad. OZ25 Pens Başlığı	135.30
	ISO40OZ25ASET7	1 Ad. OZ Tipi Anahtar Plastik Kutuda	135.30










	CODE / KOD	Content İçeriği	EURO
	MT2OZ25ASET7	7 Ad. OZ25 2-25mm Class 2 (Ø6-8-10-12-16-20-25)	133.30
	MT3OZ25ASET7	1 Ad. MK...OZ25 Pens Başlığı	133.30
	MT4OZ25ASET7	1 Ad. OZ Tipi Anahtar Plastik Kutuda	135.30



DOUBLE CONTACT TOOLHOLDERS
ÇİFT TEMAS YÜZEYLİ ISITMALI TUTUCU







**JIS B 6339 (MAS403 BT) AD&B G2.5 Balanced**

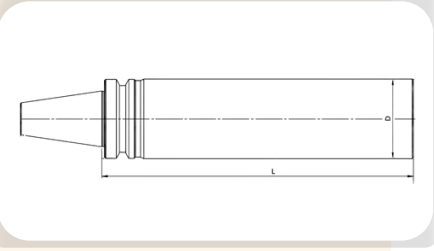
	CODE / KOD BTC40	D	D1	D2	L	L1	EURO
	BTC40 SF06 90	6	21	27	90	36	100.00
	BTC40 SF08 90	8	21	27	90	36	100.00
	BTC40 SF10 90	10	24	32	90	42	100.00
	BTC40 SF12 90	12	24	32	90	47	100.00
	BTC40 SF16 90	16	27	34	90	50	100.00
	BTC40 SF20 90	20	33	42	90	52	100.00
	BTC40 SF25 100	25	44	53	100	58	104.00







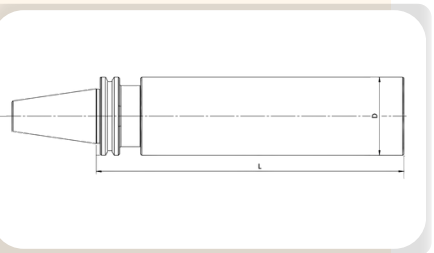
TOOLHOLDER MACHINEABLE BLANKS
İşlenebilir Taslak Takım Tutucular HamBlok




BT JIS B 6339 (MAS403) TOOLHOLDER MACHINEABLE BLANKS
BT JIS B 6339 (MAS403) İşlenebilir Taslak Takım Tutucular (Hamblok)

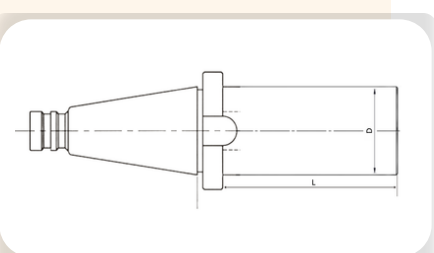
	CODE / KOD BT	L	D	EURO
	BT30 50 160 	160	50	80.00
	BT40 63 250 	250	63	80.00
	BT50 97 320 	320	97	150.00




DIN 69871 (ISO7388-1) TOOLHOLDER MACHINEABLE BLANKS
DIN 69871 (ISO7388-1) İşlenebilir Taslak Takım Tutucular (Hamblok)

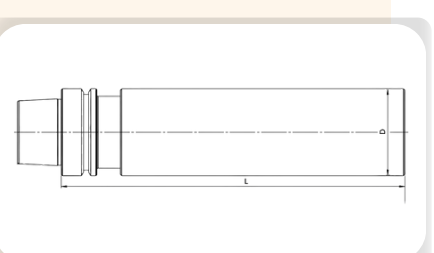
	CODE / KOD DIN	L	D	EURO
	DIN40 63 250 	250	63	80.00
	DIN50 97 320 	320	97	150.00



ISO (DIN2080) TOOLHOLDER MACHINEABLE BLANKS
ISO (DIN2080) İşlenebilir Taslak Takım Tutucular (Hamblok)

	CODE / KOD ISO	L	D	EURO
	ISO40 63 250 	250	63	80.00
	ISO50 97 320 	320	97	150.00



HSK TOOLHOLDER MACHINEABLE BLANKS
HSK İşlenebilir Taslak Takım Tutucular (Ham blok)

	CODE / KOD HSK	L	D	EURO
	HSK63A 63 250 	250	63	110.00

















TAPERS REDUCTION ADAPTORS
Konik Redüksiyon Adaptörleri



TAPERS REDUCTION ADAPTORS
Konik Redüksiyon Adaptörü

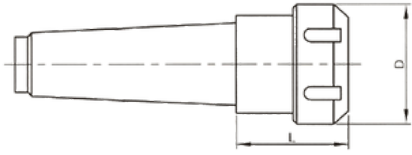
	CODE / KOD BT	Outside Taper / Inside Taper Dış Konik / İç Konikler	EURO
	RTPRBT5040 	BT50 / BT40 DIN40 ISO40	110.00
	RTPRBT4030 	BT40 / BT30 DIN30 ISO30	80.00










	CODE / KOD DIN	Outside Taper / Inside Taper Dış Konik / İç Konikler	EURO
	RTPRDIN5040 	DIN69871 (ISO) 50 / BT40 DIN40 ISO40	110.00
	RTPRDIN4030 	DIN69871 (ISO) 40 / BT30 DIN40 ISO30	80.00

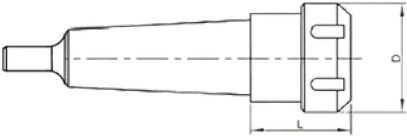
	CODE / KOD ISO	Outside Taper / Inside Taper Dış Konik / İç Konikler	EURO
	RTPRISO5040 	DIN2080 (ISO) 50 / BT40 DIN40 ISO40	110.00
	RTPRISO4030 	DIN2080 (ISO) 40 / BT30 DIN30 ISO30	80.00











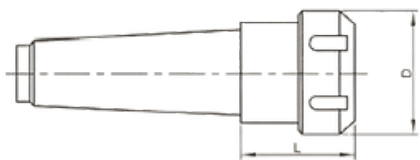
DIN 228 MORSE TAPER TOOLHOLDERS
DIN 228 Mors Konik Takım Tutucuları





DIN228 A ER COLLET CHUCKS / ER Pens Başlıkları


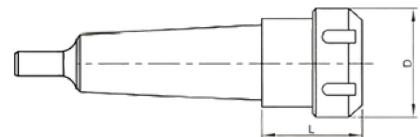
	CODE / KOD MT	L	D	Collet Type and Ø Clamping Range pens tipi ve Ø sıkma aralığı	EURO
	MT2 ER20	50	32	ER20 Ø1-20mm	27.00
	MT2 ER25	55	42	ER25 Ø1-20mm	27.00
	MT2 ER32	70	50	ER32 Ø1-25mm	28.00
	MT3 ER25	55	42	ER25 Ø1-20mm	28.00
	MT3 ER32	70	50	ER32 Ø1-25mm	29.00
	MT3 ER40	75	63	ER40 Ø 1-32mm	30.00
	MT4 ER32	70	50	ER32 Ø1-25mm	30.00
	MT4 ER40	75	63	ER40 Ø 1-32mm	31.00
	MT5 ER40 NEW	53	63	ER40 Ø 1-32mm	64.00




DIN228 B ER COLLET CHUCKS (With Tang Type)
ER Pens Başlıkları (Çakma Morslu Tip)


	CODE / KOD MT	L	D	Collet Type and Ø Clamping Range pens tipi ve Ø sıkma aralığı	EURO
	MTB1 ER16 NEW	54	28	ER32 Ø 1-25mm	29.00
	MTB2 ER25 NEW	58	43	ER25 Ø 1-20mm	30.00
	MTB2 ER32 NEW	62	50	ER32 Ø 1-25mm	29.00
	MTB3 ER32 NEW	65	50	ER32 Ø 1-25mm	31.00
	MTB3 ER40 NEW	70	63	ER40 Ø 1-32mm	32.00
	MTB4 ER32 NEW	64	50	ER32 Ø 1-25mm	32.00
	MTB4 ER40 NEW	77	63	ER40 Ø 1-32mm	33.00
	MTB5 ER40 NEW	82	63	ER40 Ø 1-32mm	68.00

DIN228 A OZ25 DIN6388 COLLET CHUCKS / Pens Başlıkları


	CODE / KOD MT	L	D	Collet Type and Ø Clamping Range pens tipi ve Ø sıkma aralığı	EURO
	MT2 OZ25	88	60	OZ25 Ø2-30mm	40.00
	MT3 OZ25	64	60	OZ25 Ø2-30mm	40.00
	MT4 OZ25	68	60	OZ25 Ø2-30mm	42.00
	MT5 OZ32 NEW	76	72	OZ32 Ø4-32mm	90.00

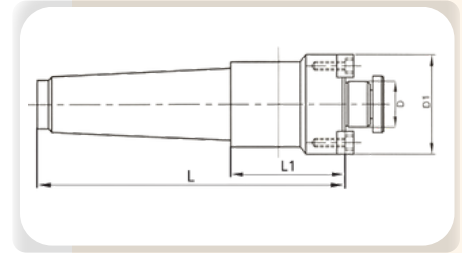
DIN228 B OZ25 DIN6388 COLLET CHUCKS (With Tang Type)
DIN228 B OZ25 DIN6388 Pens Başlıkları (Çakma Morslu Tip)


	CODE / KOD MT	L	D	Collet Type and Ø Clamping Range pens tipi ve Ø sıkma aralığı	EURO
	MTB2 OZ25 NEW	80	60	OZ25 Ø2-30mm	40.00
	MTB3 OZ25 NEW	67	60	OZ25 Ø2-30mm	40.00
	MTB4 OZ25 NEW	68	60	OZ25 Ø2-30mm	42.00

DIN228 A MORSE TAPER SHANK FACE MILL ADAPTORS
Mors Konik Saplı Alından Sıkmalı Freze Tutucular

DIN228 A MORSE TAPER / Mors Konik

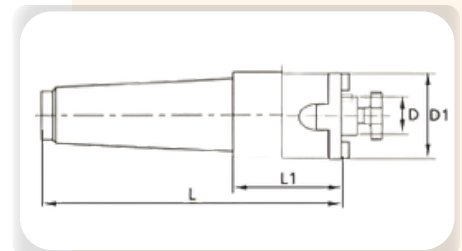
	CODE / KOD MT	D	D1	L	L1	EURO
	MT2 FM16	16	32	124	42	29.00
	MT2 FM22	22	40	126	44	29.00
	MT2 FM27	27	48	128	46	30.00
	MT2 FM32	32	58	128	46	31.00
	MT2 FM40	40	66	128	46	32.00
	MT3 FM16	16	32	146	42	30.00
	MT3 FM22	22	40	148	44	30.00
	MT3 FM27	27	48	150	46	31.00
	MT3 FM32	32	58	153	49	32.00
	MT3 FM40	40	66	153	53	33.00
	MT4 FM16	16	32	174	42	31.00
	MT4 FM22	22	40	176	44	31.00
	MT4 FM27	27	48	178	46	32.00
	MT4 FM32	32	58	181	49	33.00
	MT4 FM40	40	70	185	53	34.00

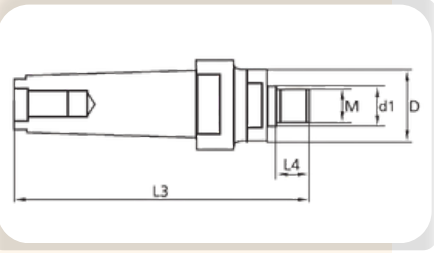


COMBI SHELL MILL ADAPTORS (with drive ring and key)
Kombine Freze Tutucular (İstavroz pul ve kamalı)

DIN228 A MORSE TAPER / Mors Konik

	CODE / KOD MT	D	D1	L	L1	EURO
	MT2 CM16	16	32	124	44	32.00
	MT2 CM22	22	40	126	50	32.00
	MT2 CM27	27	48	128	54	33.00
	MT2 CM32	32	58	128	57	34.00
	MT2 CM40	40	70	128	60	35.00
	MT3 CM16	16	32	146	44	33.00
	MT3 CM22	22	40	148	50	33.00
	MT3 CM27	27	48	150	54	34.00
	MT3 CM32	32	58	153	62	35.00
	MT3 CM40	40	68	153	62	36.00
	MT4 CM16	16	32	172	44	34.00
	MT4 CM22	22	40	175	50	34.00
	MT4 CM27	27	48	178	54	35.00
	MT4 CM32	32	58	196	62	36.00
	MT4 CM40	40	70	196	62	38.00

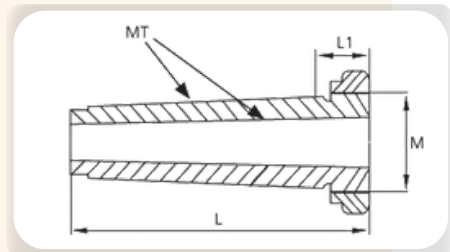












DIN228 A MORSE TAPER / Mors Konik

	CODE / KOD MT	L3	L4	D	d1	EURO
	MT3 M12	151	17	22	14	24.00
	MT3 M16	154	19	32	18	24.00
	MT3 M20	157	22	40	22	25.00
	MT3 M24	159	24	48	26	26.00
	MT4 M12	179	17	22	14	26.00
	MT4 M16	182	19	32	18	27.00
	MT4 M20	185	22	40	22	28.00

REDUCTION WITH EXTRACTING NUT Çıkarma Somunlu Redüksiyon Kovanlar

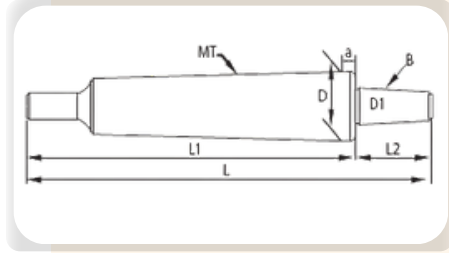


DIN228 A MORSE TAPER / Mors Konik

	CODE / KOD MT	L	L1	M	EURO
	MT2 MT1 XN	85	18	M22X1.5	27.00
	MT3 MT1 XN	101	20	M27X1.5	27.00
	MT3 MT2 XN	101	20	M27X1.5	25.00
	MT4 MT1 XN	127	24	M34X2.0	27.00
	MT4 MT2 XN	127	24	M34X2.0	25.00
	MT4 MT3 XN	127	24	M34X2.0	25.00
	MT5 MT3 XN	157	27	M48X2.0	27.00
	MT5 MT4 XN	157	27	M48X2.0	27.00

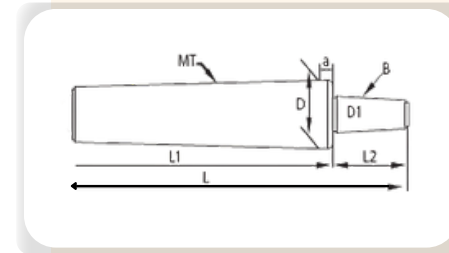
MORSE TAPER DRILL CHUCK ARBOR : MT DIN 228 B - DIN 238 B (with Tang)
Mors Konik Matkap Mandren Adaptörü (Çakma Morslu Tip)

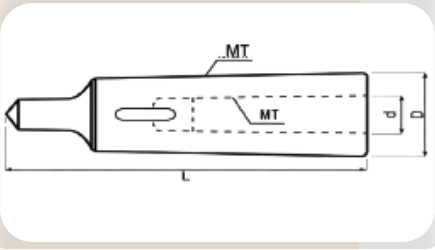
	CODE / KOD MT	Shank Taper Sap Koniği MT	Front Taper Uç Koniği B	L	L1	L2	D	D1	EURO
	MT1 B10	MT1	B10	86	65	21	12.065	10.094	4.60
	MT1 B12	MT1	B12	90	65	25	12.065	12.065	4.60
	MT2 B10	MT2	B10	101	80	21	17.780	10.094	5.30
	MT2 B12	MT2	B12	105	80	25	17.780	12.065	5.30
	MT2 B16	MT2	B16	112	80	32	17.780	15.733	5.30
	MT2 B18	MT2	B18	120	80	40	17.780	17.780	5.30
	MT3 B12	MT3	B12	124	99	25	23.825	12.065	6.00
	MT3 B16	MT3	B16	131	99	32	23.825	15.733	6.00
	MT3 B18	MT3	B18	139	99	40	23.825	17.780	6.10
	MT3 B22	MT3	B22	147	99	48	23.825	21.793	6.20
	MT4 B16	MT4	B16	156	124	32	31.267	15.733	7.20
	MT4 B18	MT4	B18	164	124	40	31.267	17.780	7.30
	MT4 B22	MT4	B22	172	124	48	31.267	21.793	7.40
	MT5 B16	MT5	B16	188	156	32	44.399	17.733	16.00
	MT5 B18	MT5	B18	196	156	40	44.399	17.780	16.00
	MT5 B22	MT5	B22	204	156	48	44.399	21.793	16.50
	MT5 B24	MT5	B24	214	156	58	44.399	23.825	17.00

















MORSE TAPER DRILL CHUCK ARBOR : MT DIN 228 A - DIN 238 A
MORS KONİK MATKAP MANDREN ADAPTÖRÜ

	CODE / KOD MTA	L	L1	L2	D	D1	EURO
	MTA1 B10 <small>NEW</small>	79	58	21	12.065	10.094	6.30
	MTA1 B12 <small>NEW</small>	83	58	25	12.065	12.065	6.30
	MTA1 B16 <small>NEW</small>	90	61	30	12.065	15.733	6.30
	MTA2 B10 <small>NEW</small>	90	70	21	17.780	12.065	7.00
	MTA2 B12 <small>NEW</small>	95	80	25	17.780	12.065	7.00
	MTA2 B16 <small>NEW</small>	102	70	32	17.780	15.733	7.00
	MTA3 B12 <small>NEW</small>	111	87	25	23.825	12.065	7.70
	MTA3 B16 <small>NEW</small>	119	87	32	23.825	15.733	7.70
	MTA3 B18 <small>NEW</small>	127	87	40	23.825	15.733	7.70
	MTA4 B16 <small>NEW</small>	141	110	32	31.267	15.733	9.20
	MTA4 B18 <small>NEW</small>	150	110	40	31.267	17.780	9.30
	MTA5 B16 <small>NEW</small>	165	137	32	44.399	17.733	18.50
	MTA5 B18 <small>NEW</small>	175	135	40	44.399	17.780	18.50
	MTA5 B22 <small>NEW</small>	185	138	48	44.399	21.793	19.00

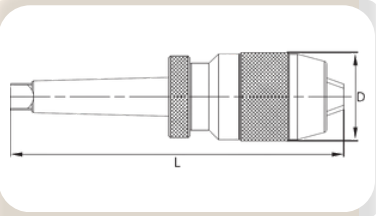










MORSE TAPER REDUCTION SLEEVE DIN2185
Mors Konik Redüksiyon Kovanlar

	CODE / KOD MT	Outside Taper Dış Konik	Inside Taper İç Konik	L	EURO
	MT2 MT1	MT2	MT1	92	6.60
	MT3 MT1	MT3	MT1	99	7.20
	MT3 MT2	MT3	MT2	112	6.60
	MT4 MT1	MT4	MT1	124	10.00
	MT4 MT2	MT4	MT2	124	9.00
	MT4 MT3	MT4	MT3	140	8.80
	MT5 MT1	MT5	MT1	156	16.50
	MT5 MT2	MT5	MT2	156	15.50
	MT5 MT3	MT5	MT3	156	15.00
	MT5 MT4	MT5	MT4	171	15.00
	MT6 MT2	MT6	MT2	218	45.00
	MT6 MT3	MT6	MT3	218	44.00
	MT6 MT4	MT6	MT4	218	43.00
	MT6 MT5	MT6	MT5	218	43.00

DRILL CHUCK HOLDERS
MANDRENLİ TUTUCU






DIN228 B MORSE TAPER / MORS KONİK

	CODE / KOD MT	Ø	D	L	EURO
	MT2 DC13	1-13	51	185	69.00
	MT2 DC16	3-16	55	190	72.00
	MT3 DC13	1-13	51	205	71.00
	MT3 DC16	3-16	55	210	74.00
	MT4 DC13	1-13	51	210	74.00
	MT4 DC16	3-16	55	235	79.00

MORSE TAPER TANG DAPTOR
Mors Konik Çakma Dil Adaptörü



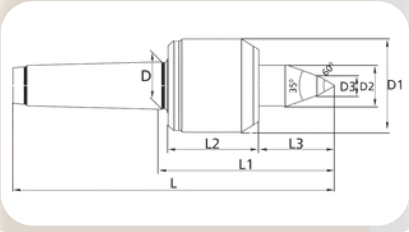
	CODE / KOD MTB	MORSE TAPER SHANK ER Pens Başlıkları	M	EURO
	TANGMT2	MT2 TANG FOR DIN 228A	M10x1.5	10.00
	TANGMT3	MT3 TANG FOR DIN228A	M12x1.75	11.00
	TANGMT4	MT4 TANG FOR DIN 228A	M16x2	12.00






LIVE CENTRES
DRILL CHUCKS
SOLID CENTRES
CYLINDRICAL REDUCTION SLEEVES
DÖNER PUNTALAR
MATKAP MANDRENLERİ
SABİT PUNTALAR
SİLİNDİRİK REDÜKSİYON KOVANLAR

**PRECISION CNC LIVE CENTRES
HASSAS CNC DÖNER PUNTALAR**

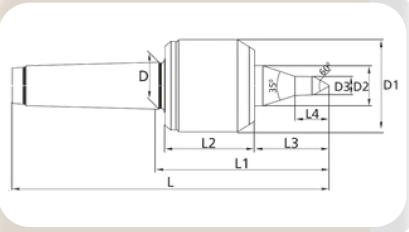
**PRECISION CNC LIVE CENTRES
HASSAS CNC DÖNER PUNTALAR**






	CODE / KOD LCMT	Taper Konik	D	D1	D2	D3	L	L1	L2	L3	Max Rpm Devir	EURO
	LCMT3	MT3	23.825	53	22	10	184	103	42	54	8000	160.00
	LCMT4	MT4	31.267	63	28	12	225.5	124	53	64	6000	180.00
	LCMT5	MT5	44.399	83	38	16	284	155	63	79	4000	200.00

**PRECISION CNC LIVE CENTRES XP EXTENDED POINT
HASSAS CNC DÖNER PUNTALAR XP UZUN BURUNLU**

**PRECISION CNC LIVE CENTRES XP EXTENDED POINT
HASSAS CNC DÖNER PUNTALAR XP UZUN BURUNLU**







	CODE / KOD LCMT	Taper Konik	D	D1	D2	D3	L	L1	L2	L3	L4	Max Rpm Devir	EURO
	LCMT3XP	MT3	23.825	53	22	10	184	103	42	54	15	8000	160.00
	LCMT4XP	MT4	31.267	63	28	14	225.5	124	53	64	25	6000	180.00
	LCMT5XP	MT5	44.399	83	38	16	284	155	69	79.5	25	4000	200.00










































**PRECISION SOLID CENTRE
HASSAS SABİT PUNTA**

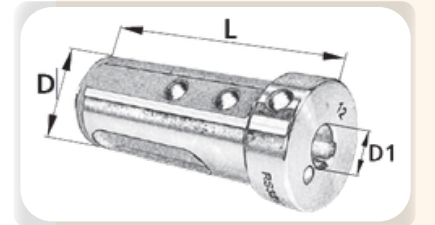
DIN 806



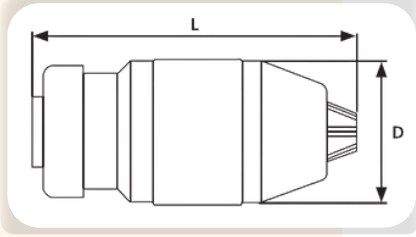
	CODE / KOD SC806	Taper Konik	D	D1	EURO
	SC806MT2	MT2	18	100	25.00
	SC806MT3	MT3	24.1	125	27.00
	SC806MT4	MT4	31.6	160	35.00
	SC806MT5	MT5	44.7	200	65.00







REDUCTION SLEEVES FOR CNC TURNING MACHINES
CNC TORNALAR İÇİN REDÜKSİYON KOVANLAR

	CODE / KOD RS	D	D1	L	FORM	EURO
	RS2006	20	6	62	FORM 1	18.00
	RS2008	20	8	62	FORM 1	18.00
	RS2010	20	10	62	FORM 1	18.00
	RS2012	20	12	62	FORM 2	18.00
	RS2014	20	14	62	FORM 2	18.00
	RS2016	20	16	62	FORM 2	18.00
	RS2506	25	6	63	FORM 1	18.00
	RS2508	25	8	63	FORM 1	18.00
	RS2510	25	10	62	FORM 1	18.00
	RS2512	25	12	63	FORM 2	18.00
	RS2514	25	14	63	FORM 2	18.00
	RS2516	25	16	63	FORM 2	18.00
	RS2518	25	18	63	FORM 2	18.00
	RS2520	25	20	63	FORM 2	18.00
	RS3206	32	6	89	FORM 1	19.50
	RS3208	32	8	89	FORM 1	19.50
	RS3210	32	10	89	FORM 1	19.50
	RS3212	32	12	89	FORM 1	19.50
	RS3214	32	14	89	FORM 1	19.50
	RS3216	32	16	89	FORM 1	19.50
	RS3218	32	18	89	FORM 2	19.50
	RS3220	32	20	89	FORM 2	19.50
	RS3225	32	25	89	FORM 2	19.50
	RS4006	40	6	100	FORM 1	21.00
	RS4008	40	8	100	FORM 1	21.00
	RS4010	40	10	100	FORM 1	21.00
	RS4012	40	12	100	FORM 1	21.00
	RS4014	40	14	100	FORM 1	21.00
	RS4016	40	16	100	FORM 1	21.00
	RS4018	40	18	100	FORM 1	21.00
	RS4020	40	20	100	FORM 1	21.00
	RS4025	40	25	100	FORM 2	21.00
	RS4032	40	32	100	FORM 2	21.00
	RS5008 <small>NEW</small>	50	8	110	FORM 1	28.00
	RS5010 <small>NEW</small>	50	10	110	FORM 1	28.00
	RS5012 <small>NEW</small>	50	12	110	FORM 1	28.00
	RS5016 <small>NEW</small>	50	16	110	FORM 1	28.00
	RS5020 <small>NEW</small>	50	20	110	FORM 1	28.00
	RS5025 <small>NEW</small>	50	25	110	FORM 2	28.00
	RS5032 <small>NEW</small>	50	32	110	FORM 2	28.00
	RS5040 <small>NEW</small>	50	40	110	FORM 2	28.00



SELF CENTERING DRILL CHUCK ELLE SIKMA MATKAP MANDRENİ





	CODE / KOD DC	L	D	Clamping Range Sıkma Aralığı	Inner Rear Taper Arka Konik	EURO
	DC10 B12	82	42	1-10MM	B12	19.50
	DC13 B12	96	49	1-13MM	B12	21.00
	DC13 B16	96	49	1-13MM	B16	21.00
	DC16 B16	105	54	3-16MM	B16	24.00
	DC16 B18	105	54	3-16MM	B18	24.00
	DC20 B22	120	62	5-20MM	B22	38.00

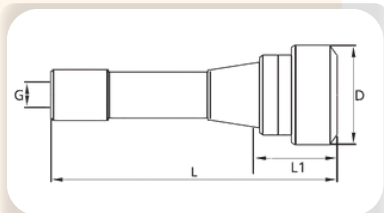
DIN 238 B TAPERED COLLET CHUCK DIN 238 B KONİKLİ PENS BAŞLIĞI





SUITABLE FOR B16 - B18 DRILL TAPER / B16 - B18 Matkap Koniğine Uygun

	CODE / KOD RS	Inner Rear Taper Arka Konik	Collet Pens	Clamping Range Sıkma Aralığı	EURO
	B16 ER25	B 16	ER25	2-16MM	29.00
	B18 ER32	B 18	ER32	3-20MM	30.00

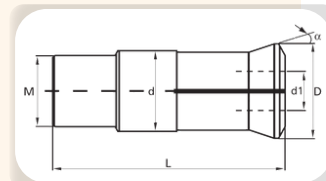
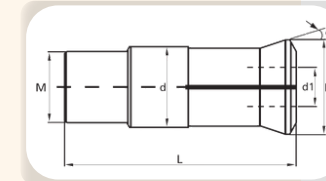
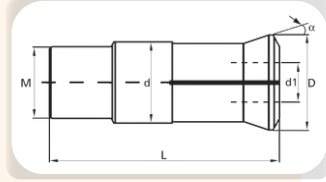

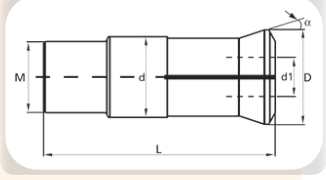
R8 (BRIDGEPORT) ER COLLET CHUCKS R8 (BRIDGEPORT) ER PENS BAŞLIKLARI













	CODE / KOD RS	L	L1	D	G	EURO
	R8 ER32	160	60	50	7/16x20 UNF	34.00
	R8 ER40	170	70	63	7/16x20 UNF	36.00













GUIDE BUSHES WITH CARBIDE BORE
YATAKLAMA SÜRÜCÜ PENSLER KARBÜR DELİKLİ



	CODE / KOD F853	D1 RANGE Ø2-13mm	d	D	L	M	α	EURO
	F853..R <small>NEW</small>	2-3-4-5mm	18	22	59	M16X1	30°	115.00
	F853..R <small>NEW</small>	6-7-8mm	18	22	59	M16X1	30°	125.00
	F853..R <small>NEW</small>	9-10-11mm	18	22	59	M16X1	30°	135.00
	F853..R <small>NEW</small>	12-13mm	18	22	59	M16X1	30°	145.00

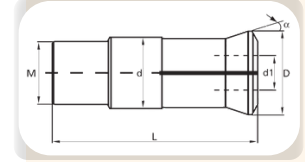

	CODE / KOD F391	D1 RANGE Ø2-18mm	d	D	L	M	α	EURO
	F391..R <small>NEW</small>	2-3-4-5mm	22	29	68	M22X1	16°	115.00
	F391..R <small>NEW</small>	6-7-8mm	22	29	68	M22X1	16°	125.00
	F391..R <small>NEW</small>	9-10-11mm	22	29	68	M22X1	16°	135.00
	F391..R <small>NEW</small>	12-13-14mm	22	29	68	M22X1	16°	145.00
	F391..R <small>NEW</small>	15-16-17mm	22	29	68	M22X1	16°	160.00
	F391..R <small>NEW</small>	18mm	22	29	68	M22X1	16°	185.00

	CODE / KOD TD26	D1 RANGE Ø2-20mm	d	D	L	M	α	EURO
	TD26..R <small>NEW</small>	2-3-4-5mm	26	29	77	M25X1	16°	115.00
	TD26..R <small>NEW</small>	6-7-8mm	26	29	77	M25X1	16°	125.00
	TD26..R <small>NEW</small>	9-10-11mm	26	29	77	M25X1	16°	135.00
	TD26..R <small>NEW</small>	12-13-14mm	26	29	77	M25X1	16°	145.00
	TD26..R <small>NEW</small>	15-16-17mm	26	29	77	M25X1	16°	160.00
	TD26..R <small>NEW</small>	18-19-20mm	26	29	77	M25X1	16°	185.00

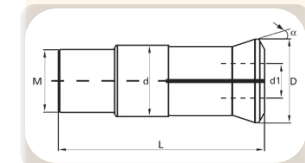

	CODE / KOD I357	D1 RANGE Ø2-21mm	d	D	L	M	α	EURO
	I357..R <small>NEW</small>	2-3-4-5mm	28	38	81	M25X1	30°	120.00
	I357..R <small>NEW</small>	6-7-8mm	28	38	81	M25X1	30°	130.00
	I357..R <small>NEW</small>	9-10-11mm	28	38	81	M25X1	30°	140.00
	I357..R <small>NEW</small>	12-13-14mm	28	38	81	M25X1	30°	150.00
	I357..R <small>NEW</small>	15-16-17mm	28	38	81	M25X1	30°	165.00
	I357..R <small>NEW</small>	18-19-20mm	28	38	81	M25X1	30°	185.00
	I357..R <small>NEW</small>	21mm	28	38	81	M25X1	30°	195.00

GUIDE BUSHES WITH CARBIDE BORE
YATAKLAMA SÜRÜCÜ PENSLER KARBÜR DELİKLİ

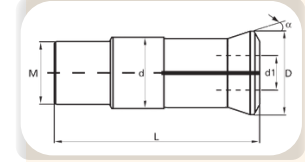
	CODE / KOD T223	D1 RANGE Ø2-20mm	d	D	L	M	α	EURO
	T223..R	2-3-4-5mm	28	34	82	M25X1	16°	115.00
	T223..R	6-7-8mm	28	34	82	M25X1	16°	125.00
	T223..R	9-10-11mm	28	34	82	M25X1	16°	135.00
	T223..R	12-13-14mm	28	34	82	M25X1	16°	145.00
	T223..R	15-16-17mm	28	34	82	M25X1	16°	160.00
	T223..R	18-19-20mm	28	34	82	M25X1	16°	185.00



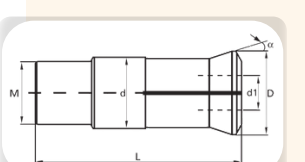
	CODE / KOD T227	D1 RANGE Ø2-25mm	d	D	L	M	α	EURO
	T227..R NEW	2-3-4-5mm	34	41	87	M34X1	10°	125.00
	T227..R NEW	6-7-8mm	34	41	87	M34X1	10°	135.00
	T227..R NEW	9-10-11mm	34	41	87	M34X1	10°	145.00
	T227..R NEW	12-13-14mm	34	41	87	M34X1	10°	155.00
	T227..R NEW	15-16-17mm	34	41	87	M34X1	10°	165.00
	T227..R NEW	18-19-20mm	34	41	87	M34X1	10°	185.00
	T227..R NEW	21-22-23mm	34	41	87	M34X1	10°	195.00
	T227..R NEW	24-25mm	34	41	87	M34X1	10°	205.00



	CODE / KOD T229	D1 RANGE Ø3-32mm	d	D	L	M	α	EURO
	T229..R NEW	2-3-4-5-6-7mm	42	49	82	M40X1	16°	145.00
	T229..R NEW	8-9-10-11-12mm	42	49	82	M40X1	16°	160.00
	T229..R NEW	13-14-15--16-17mm	42	49	82	M40X1	16°	175.00
	T229..R NEW	18-19-20-21-22mm	42	49	82	M40X1	16°	195.00
	T229..R NEW	23-24-25-26-27mm	42	49	82	M40X1	16°	215.00
	T229..R NEW	28-29-30-31-32mm	42	49	82	M40X1	16°	235.00





	CODE / KOD T249	D1 RANGE Ø4-38mm	d	D	L	M	α	EURO
	T249..R NEW	4-5-6-7mm	48	54	81	M46X1	10°	160.00
	T249..R NEW	8-9-10-11-12mm	48	54	81	M46X1	10°	170.00
	T249..R NEW	13-14-15-16-17mm	48	54	81	M46X1	10°	185.00
	T249..R NEW	18-19-20-21-22mm	48	54	81	M46X1	10°	200.00
	T249..R NEW	23-24-25-26-27mm	48	54	81	M46X1	10°	225.00
	T249..R NEW	28-29-30-31-32mm	48	54	81	M46X1	10°	250.00
	T249..R NEW	33-34-35mm	48	54	81	M46X1	10°	280.00
	T249..R NEW	36-37-38mm	48	54	81	M46X1	10°	310.00





DIN 6388 / ISO 10897 401E (OZ8) & 468E (OZ40) COLLETS
DIN 6388 / ISO 10897 401E (OZ8) ve 468E (OZ40) Pensler

















401E (OZ8-A) COLLETS
401E (OZ8-A) Pensler

	CODE / KOD OZ08	Clamping Dia Ø mm Sıkma Çapı Ø mm	EURO
	OZ080102	1mm	17.00
	OZ080202	2mm	16.00
	OZ080302	3mm	14.00
	OZ080402	4mm	14.00
	OZ080502	5mm	14.00
	OZ080602	6mm	14.00
	OZ080702	7mm	14.00
	OZ080802	8mm	14.00




OZ08	
D	15mm
L	26mm
a	20 51'45"
β	30°
Clamping Range Tutma Aralığı	1-8mm

468E (OZ40-B) COLLETS
468E (OZ40-B) Pensler

	CODE / KOD OZ40	Clamping Dia Ø mm Sıkma Çapı Ø mm	EURO
	OZ401202	12mm	31.00
	OZ401402	14mm	31.00
	OZ401602	16mm	31.00
	OZ401802	18mm	31.00
	OZ402002	20mm	31.00
	OZ402202	22mm	31.00
	OZ402402	24mm	31.00
	OZ402502	25mm	31.00
	OZ402602	26mm	31.00
	OZ402802	28mm	31.00
	OZ403002	30mm	31.00
	OZ403202	32mm	31.00
	OZ403402	34mm	31.00
	OZ403602	36mm	31.00
	OZ403802	38mm	31.00
	OZ404002	40mm	31.00












OZ40	
D	52mm
L	68mm
a	20 51'45"
β	30°
CLAMPING RANGE Tutma Aralığı	12-40mm
CLAMPING STEPS Tutma Kapasitesi	0.5mm





DIN 6343 EMERGENCY COLLETS
DIN 6343 Yumuşak İşlenebilir Pensler
DIN 6343 ADJUSTABLE COLLET STOPS
DIN 6343 Ayarlı Pens Dayamaları


DIN 6343 EMERGENCY COLLETS
DIN 6343 Yumuşak İşlenebilir Pensler

	CODE / KOD EMER	EURO
	EMER145E <small>NEW</small>	46.00
	EMER148E <small>NEW</small>	47.00
	EMER161E <small>NEW</small>	50.00
	EMER163E <small>NEW</small>	60.00
	EMER171E <small>NEW</small>	75.00
	EMER173E <small>NEW</small>	75.00
	EMER177E <small>NEW</small>	95.00
	EMER185E <small>NEW</small>	95.00

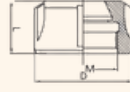








DIN 6343 ADJUSTABLE COLLET STOPS
DIN 6343 Ayarlı Pens Dayamaları

	CODE / KOD CST	EURO
	CST173E <small>NEW</small>	100.00
	CST185E <small>NEW</small>	115.00

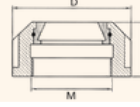





ER STANDARD LOCKNUT / ER Standard Somun
DIN 6499 / ISO 15488



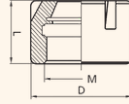
	CODE / KOD NER	ER SIZE / ER Ölçüsü	D	L	M	EURO
	NER16S	ER16	32	17.5	M22X1.5	5.50
	NER20S	ER20	35	19	M25X1.5	5.50
	NER25S	ER25	42	20	M32X1.5	5.80
	NER32S	ER32	50	22.5	M40X1.5	6.00
	NER40S	ER40	63	25.5	M50X1.5	7.90
	NER50S	ER50	78	35	M64X2	14.50






ER BEARING TYPE LOCKNUT / ER Bilyalı Tip Somun
DIN 6499 / ISO 15488



	CODE / KOD NER	ER SIZE / ER Ölçüsü	D	L	M	EURO
	NER25B	ER25	42	23	M32X1.5	15.50
	NER32B	ER32	50	25	M40X1.5	15.50
	NER40B	ER40	63	28.5	M50X1.5	16.50

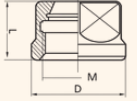
ER MINI LOCKNUT / ER Mini Somun
DIN 6499 / ISO 15488






	CODE / KOD NER	ER SIZE / ER Ölçüsü	D	L	M	EURO
	NER08M	ER 8 MINI	12	11	M10x0.75	6.00
	NER11M	ER 11 MINI	16	12	M13x0.75	5.50
	NER16M	ER 16 MINI	22	19	M19x1	5.50
	NER20M	ER 20 MINI	28	19	M24x1	5.60
	NER25M	ER 25 MINI	35	20	M30x1	5.90



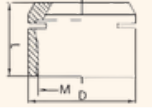
ER HEXAGON LOCKNUT / ER Altıköşe Somun
DIN 6499 / ISO 15488






	CODE / KOD NER	ER SIZE / ER Ölçüsü	D	L	M	EURO
	NER11H	ER11	19	11,3	M14x0.75	5.50
	NER16H	ER16	28	17	M22x1.5	5.50
	NER20H	ER20	34	19	M25x1.5	5.60



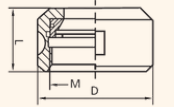
ER HIGH SPEED LOCKNUT (Suitable for ER MINI Toolholders)
ER Yüksek Hız Somunu (ER MINI tutuculara uygundur)












	CODE / KOD NER	ER SIZE / ER Ölçüsü	D	L	M	EURO
	NER11HS	ER11 MINI	16	12	M13x0.75	11.80
	NER16HS	ER16 MINI	22	18	M19x1	11.80
	NER20HS	ER20 MINI	28	19	M24x1	11.80



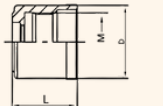
OZ TYPE LOCKNUT / OZ Tip Somun
DIN 6388 / ISO 10897-D













	CODE / KOD NOZ	ER SIZE / ER Ölçüsü	D	L	M	EURO
	NOZ08 	OZ 8	26	19	M18x1.5	24.00
	NOZ12	OZ12 407E	35	20	M27x1,5	24.00
	NOZ16B	OZ16 410E-415E	43	24	M33X1.5	24.00
	NOZ20B	OZ20 4541E	50	28	M42X2	24.00
	NOZ25B	OZ25 444E-462E	60	30	M48X2	18.00
	NOZ32B	OZ32 450E-467E	72	34	M60X2.5	25.00
	NOZ40B 	OZ 40	86	73	M65x2.5	48.00









LOCKNUTS FOR SK COLLET CHUCKS
SK Pens Başlıkları için Somunlar






	CODE / KOD NSK	SK SIZE / SK Ölçüsü	D	L	M	EURO
	NSK06 	SK06	19.50	21	M15X1	7.50
	NSK10 	SK10	27	24	M22X1	7.50
	NSK13 	SK13	33	27	M27X1	7.50
	NSK16 	SK16	40	31	M32X1.5	8.50
	NSK20 	SK20	48	30	M40X1	10.00

ER STANDARD SPANNER / ER Standart Anahtar

	CODE / KOD SPER	ER SIZE / ER Ölçüsü	EURO
	SPER16S	ER16	4.50
	SPER20S	ER20	4.50
	SPER25S	ER25	4.80
	SPER32S	ER32	5.30
	SPER40S	ER40	6.60
	SPER50S	ER50	14.50








ER MOON TYPE SPANNER / ER Ay Tipi Anahtar

	CODE / KOD SPER	ER SIZE / ER Ölçüsü	EURO
	SPER25C	ER25	4.80
	SPER32C	ER32	5.30
	SPER40C	ER40	6.60






ER MINI SPANNER / ER MINI Anahtar

	CODE / KOD SPER	ER SIZE / ER Ölçüsü	EURO
	SPER08M	ER 8 MINI	5.50
	SPER11M	ER 11 MINI	5.50
	SPER16M	ER 16 MINI	5.50
	SPER20M	ER 20 MINI	6.20
	SPER25M	ER 25 MINI	6.90








ER HEXAGON SPANNER / ER Altıköşe Anahtar

	CODE / KOD SPER	ER SIZE / ER Ölçüsü	EURO
	SPER11H	ER 11	3.80
	SPER16H	ER 16	4.00
	SPER20H	ER 20	4.20








OZ SPANNER DIN 6388 / ISO 10897 - OZ Ay Anahtar DIN 6388 / ISO 10897

	CODE / KOD NER	TYPE / TİP	EURO
	SPOZ12	DIN6388D-12	7.50
	SPOZ16	DIN6388D-16	7.50
	SPOZ20	DIN6388D-12	7.50
	SPOZ25	DIN6388D-25	5.30
	SPOZ32	DIN6388D-32	13.50






SPANNERS FOR SK COLLETS CHUCKS
SK Pens Başlıkları için Anahtarlar (Rulmanlı)

	CODE / KOD SPSK	SK SIZE Ø / SK Ölçüsü Ø	Ø / D	EURO
	SPSK06 	SK06	Ø19.5	24.00
	SPSK10 	SK10	Ø27	26.00
	SPSK13 	SK13	Ø33	28.00
	SPSK16 	SK16	Ø40	30.00
	SPSK20 	SK20	Ø55	36.00








HSK63A COOLANT TUBE SPANNER / HSK63A Soğutucu Borusu Anahtarı




	CODE / KOD SPHSK	HOLDER TYPE Tutucu Tipi	EURO
	SPHSK63	HSK63A	14.50
	SPHSK100 	HSK100	18.50



FACE MILL SPANNER / ALIN FREZE TUTUCU ANAHTARI




	CODE / KOD NER	TYPE / TİP	EURO
	SPFM16	FM16	12.00
	SPFM22	FM22	13.00
	SPFM27	FM27	14.50
	SPFM32	FM32	17.50
	SPFM40	FM40	24.50

HP HOLDER SPANNER / HP Tutucu Anahtarı

	CODE / KOD SPER	HOLDER TYPE Tutucu Tipi	EURO
	SPHP20	HP20	13.00
	SPHP25	HP25	13.00
	SPHP32	HP32	14.50




ER HIGH SPEED NUT SPANNER / ER Yüksek Hız Somunu Anahtarı

	CODE / KOD SPER	ER NUT TYPE ER Somun Tipi	EURO
	SPER11HS	NER11HS	16.00
	SPER16HS	NER16HS	16.50
	SPER20HS	NER20HS	17.50






**EXTRACTION SPANNER FOR HYDRAULIC REDUCTION COLLET
HİDROLİK Redüksiyon Pensi Çıkarma Anahtarı**

	CODE / KOD SPER	SUITABLE FOR COLLETS Uyumlu Pensler	EURO
	SPRH	RH12 - RH20 RH25 - RH32	18.00








DRILL CHUCK SPANNER / Mandren Anahtarı

	CODE / KOD SPER	HOLDER TYPE Tutucu Tipi	EURO
	SPDC13	DC13	12.50
	SPDC16	DC16	13.50
	SPDC20	DC20	17.00

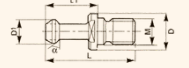











TAPER CLEANER / Konik Temizleyici

	CODE / KOD	Description / Tanımı	EURO
	TCL30	TAPER CLEANER SK30	6.50
	TCL40	TAPER CLEANER SK40	7.00
	TCL50	TAPER CLEANER SK50	8.00
	TCLHSK63	TAPER CLEANER HSK63	11.50
	TCLHSK100	TAPER CLEANER HSK100	18.00

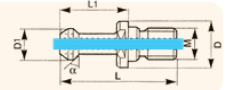









MAS 403 BT without coolant hole
Soğutma deliksiz



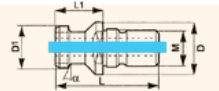
	CODE / KOD PSBT	Toolholder Taper Tutucu Konik	M	D	D1	L	L1	α	EURO
	PSBT3045	BT30	M12	16.5	11	43	23	45°	3.80
	PSBT3060	BT30	M12	16.5	11	43	23	60°	3.80
	PSBT3090	BT30	M12	16.5	11	43	23	90°	3.80
	PSBT4045	BT40	M16	23	15	60	35	45°	3.80
	PSBT4060	BT40	M16	23	15	60	35	60°	3.80
	PSBT4090	BT40	M16	23	15	60	35	90°	3.80
	PSBT5045	BT50	M24	38	23	85	45	45°	5.50
	PSBT5060	BT50	M24	38	23	85	45	60°	5.50
	PSBT5090	BT50	M24	38	23	85	45	90°	5.50





MAS 403 BT - Internal coolant
İçten soğutma delikli



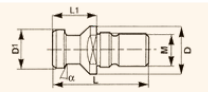
	CODE / KOD PSBT	Toolholder Taper Tutucu Konik	M	D	D1	L	L1	α	EURO
	PSBT3045B	BT30	M12	16.5	11	43	23	45°	4.20
	PSBT4045B	BT40	M16	23	15	60	35	45°	4.20
	PSBT4060B	BT40	M16	23	15	60	35	60°	4.20
	PSBT4090B	BT40	M16	23	15	60	35	90°	4.20
	PSBT5045B	BT50	M24	38	23	85	45	45°	6.00
	PSBT5060B	BT50 NEW	M24	38	23	85	45	60°	6.00
	PSBT5090B	BT50 NEW	M24	38	23	85	45	90°	6.00



DIN 69872A - Internal coolant
İçten soğutma delikli



	CODE / KOD PSBT	Toolholder Taper Tutucu Konik	M	D	D1	L	L1	α	EURO
	PS698723A	DIN30 (69871)	M12	17	13	44	24	15°	4.20
	PS698724B NEW	DIN69872A	M16	23	19	55	29	15°	4.90
	PS698724A	DIN40 (69871)	M16	23	19	54	26	15°	4.20
	PS698725A	DIN50 (69871)	M24	36	28	74	34	15°	6.00

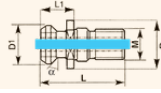
DIN 69872B without coolant hole
Soğutma deliksiz



	CODE / KOD PSBT	Toolholder Taper Tutucu Konik	M	D	D1	L	L1	α	EURO
	PS698724B	DIN40 (69871)	M16	23	19	54	26	15°	3.80
	PS698725B	DIN50 (69871)	M24	36	28	74	34	15°	5.50

PULL STUDS
Çektirme Civataları

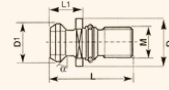
ISO 7388/2 (1984/B) - Internal coolant
İçten soğutma delikli



	CODE / KOD PSBT	Toolholder Taper Tutucu Konik	M	D	D1	L	L1	α	EURO
	PS738840A	DIN40 (69871)	M16	22.5	18.9	44.5	16.25	45°	4.20
	PS738850A	DIN50 (69871)	M24	36	29.1	65.5	25.55	45°	6.00



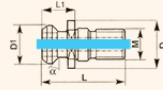
ISO 7388/2 (1984/B) - without coolant hole
Soğutma deliksiz



	CODE / KOD PSBT	Toolholder Taper Tutucu Konik	M	D	D1	L	L1	α	EURO
	PS738840B	DIN40 (69871)	M16	22.5	18.9	44.5	16.25	45°	3.80
	PS738850B	DIN50 (69871)	M24	36	29.1	65.5	25.55	45°	5.50



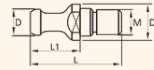
FOR MAZAK MACHINES - Internal coolant
MAZAK Tezgahlar için - İçten soğutma delikli



	CODE / KOD PSBT	Toolholder Taper Tutucu Konik	M	D	D1	L	L1	α	EURO
	PS738840MZ	DIN40 (69871)	M16	22	18.8	44.1	19.1	45°	4.90
	PS738850MZ NEW	DIN50 (69871)	M16	22	18.8	44.1	19.1	45°	6.00



SK30 FOR CNC ROUTER MACHINES
SK30 CNC ROUTER Tezgahlar için



	CODE / KOD PSBT	Toolholder Taper Tutucu Konik	M	D	D1	L	L1	α	EURO
	PSSK30	SK30	M12	17	12	44	24	R	5.00





Gürkan Makina Tic. ve San. Ltd.Şti.
Metal-İş San. Sit. 9.Bl. No:18 İkitelli OSB.
Başakşehir 34490 İstanbul / TÜRKİYE
Tel: +90 212 5493424 info@gurkan.com
www.gurkan.com